



**REPUBLIC OF CYPRUS**  
**MINISTRY OF FINANCE**



**STATISTICAL SERVICE**

# **TOURISM STATISTICS**

## **2017 - 2019**

**ISSN: 2672-8044**

**© Copyright: 2020 Republic of Cyprus**

Quotations are permitted on the condition that the source is stated.

## CONTENTS

Preface.....	4
<b>I. INTRODUCTION.....</b>	<b>5</b>
1. General developments in 2017, 2018 and in 2019.....	5
2. Travelers.. ..	5
3. Same-day visitors.....	6
4. Tourists.....	6
5. Revenue from tourism.....	8
6. Residents.....	10
<b>II. COVERAGE OF DATA PRESENTED.....</b>	<b>11</b>
<b>III. SOURCES OF DATA.....</b>	<b>11</b>
<b>IV. DEFINITIONS OF TERMS USED.....</b>	<b>11</b>
<b>V. SYMBOLS USED.....</b>	<b>12</b>
<b>VI. DETAILED TABLES.....</b>	<b>12</b>

## **PREFACE**

The report “Tourism Statistics” is published since 1973, aiming to provide basic information on the movement of travelers, the tourist flow as well as the trips of residents of Cyprus abroad.

The report provides, inter alia, statistics referring to the arrivals of the various categories of travelers, such as tourists, residents of Cyprus and same day visitors. Specifically for the category of tourists, additional information is provided concerning the purpose of visit, the country of usual residence, the length of stay, the type of accommodation establishment etc.

Data on the total revenue from tourism as well as data on per person and per day expenditure of tourists by country of usual residence, type of tourist accommodation etc, are also included in the report.

The report was prepared by Ms. L. Panayidou and other staff of the Division of Demography, Social Statistics and Tourism, under the guidance of Ms. L. Makri and the general supervision of Ms. K. Onisiforou, Head of the Division.

Stavros Karagiorgis  
Director  
Statistical Service

August, 2020

## **I. INTRODUCTION**

### **1. GENERAL DEVELOPMENTS IN 2017, 2018 AND IN 2019**

The movement of travelers to and from Cyprus in 2019 recorded an increase compared to the years 2018 and 2017. Total arrivals of travelers reached 5.777.029 recording an increase of 4,4% and departures totaled 5.764.378, also recording an increase of 4,4%, compared to 2018.

Total visitors (tourists and same-day visitors) arriving in Cyprus reached 4.116.862 in 2019 compared to 4.024.119 in 2018 and 3.750.074 in 2017.

Same-day visitors, i.e. visitors who did not spend the night in Cyprus, reached 140.085 in 2019 from 85.494 in 2018 and 98.001 in 2017

Tourists increased by 1,0% and reached 3.976.777 in 2019 compared to 3.938.625 in 2018 and 3.652.073 in 2017.

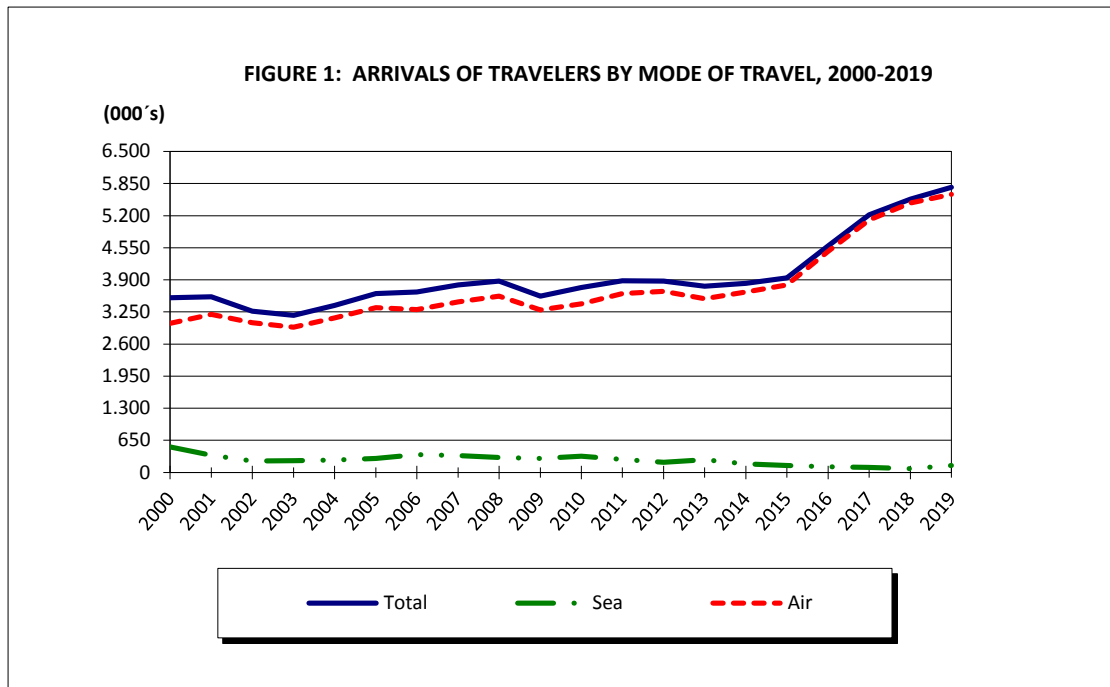
The United Kingdom is the most important source of tourism in Cyprus in 2019, having a share of 33,5% of the total tourist traffic, followed by Russia with 19,7%, Israel with 7,4%, Greece with 4,3% and Germany with 3,8%.

Revenue from tourism is estimated at €2.683,0 mn in 2019, compared to €2.710,6 mn in 2018 and €2.639.1 mn in 2017. Tourism revenue in 2019 recorded a decrease of 1,0% from 2018.

The trips of residents of Cyprus abroad increased by 9,2% in 2019, and reached 1.578.292 as compared to 1.445.646 in 2018 and 1.407.227 in 2017.

### **2. TRAVELERS**

During 2019, the number of travelers that arrived in Cyprus reached 5.777.029 (Figure 1), compared to 5.535.797 in 2018, recording an increase of 4,4%. Departures also increased by 4,4% higher and amounted to 5.764.378.



Air traffic represented 97,5% of both arrivals and departures of travelers in 2019.

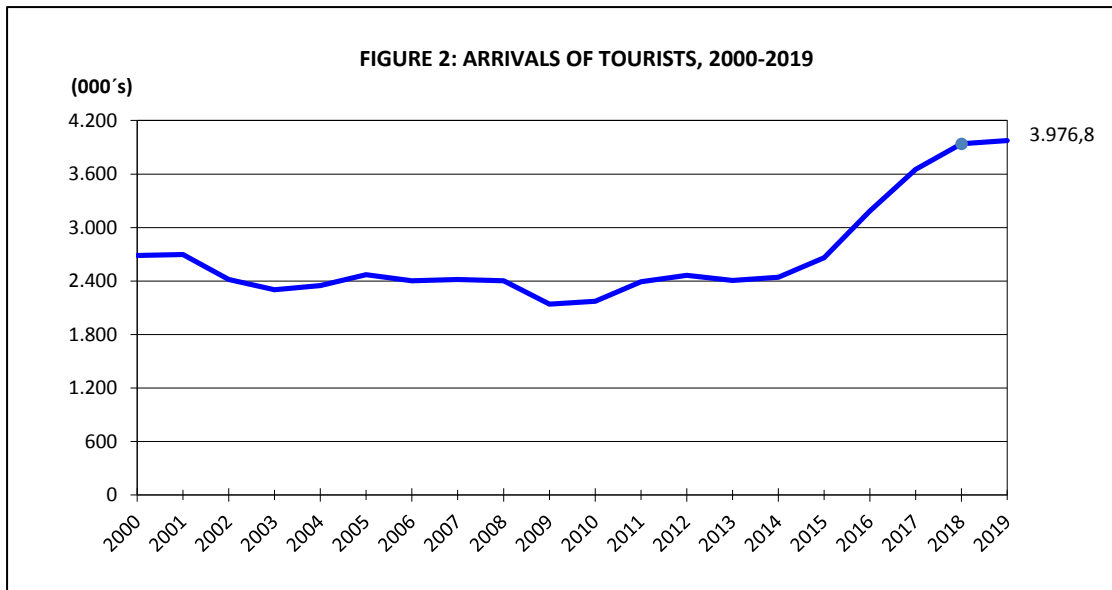
The majority of travelers (87,9%), arrived in 2019 on flights or ships which had as country of origin European countries, while 65,9% came from European Union countries. Looking at individual countries, the United Kingdom is leading the list with 27,6% of total arrivals of travelers, followed by Russia with 15,9%, Greece with 15,0%, Israel with 6,5%, Germany with 3,4%, Austria with 2,7% and Poland with 2,5%.

### 3. SAME-DAY VISITORS

The number of same-day visitors who did not stay overnight in the country, reached 140.085 in 2019 compared to 85.494 in 2018. Same-day visitors from ports accounted for the biggest proportion of same-day visitors (80,1%) and same-day visitors from airports for 19,9%. The majority of same-day visitors from airports were residents of the United Kingdom (38,7%), of Israel (12,8%) and of Greece (9,5%).

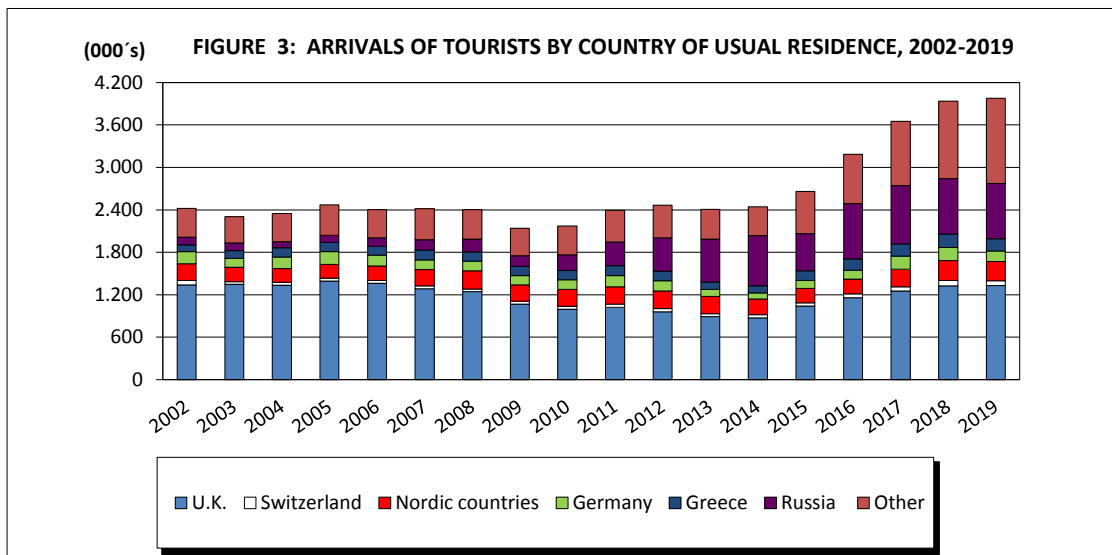
### 4. TOURISTS

Tourist arrivals reached 3.976.777 in 2019, recording an increase of 1,0% over 3.938.625 in 2018 (Figure 2).



Europe has as usual been the traditional tourist market for Cyprus. Tourists from European countries consisted of 86,3% of the total tourist arrivals in 2019, and tourists from European Union countries of 59,9%.

During 2019, the United Kingdom was the most important source of tourism for Cyprus with a share of 33,5% of the total tourist traffic, followed by Russia with 19,7%, Israel with 7,4%, Greece with 4,3%, Germany with 3,8%, Sweden with 3,6%, Ukraine with 2,4%, Poland with 2,0% and Switzerland with 1,7% (Figure 3).



During 2019, a proportion of 53,2% of tourists stated that they stayed in hotels with stars, 15,4% in hotel apartments and tourist villages, 12,8% with friends and relatives, 3,4% in owned residence and 15,2% elsewhere.

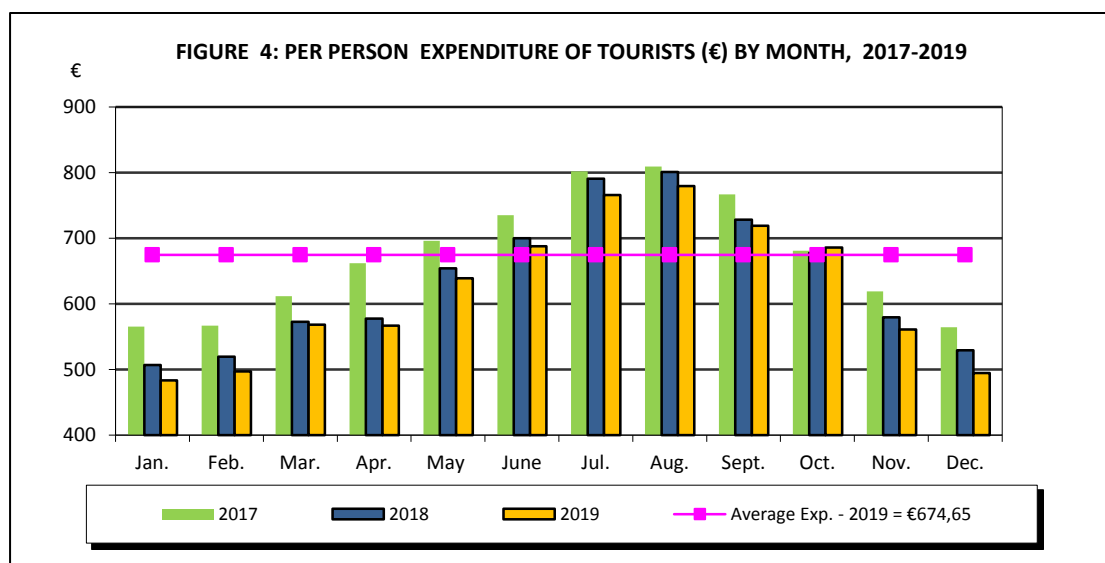
Out of the total number of tourists, 35,6% stated that they stayed in Pafos and Polis, 18,4% in Ayia Napa, 12,4% in Lemesos, 11,9% in Larnaka, 11,0% in Paralimni and smaller proportions in other areas.

The mean duration of stay in 2019 was 8,2 nights for those staying less than one month and 9,0 nights for those staying less than one year.

## 5. REVENUE FROM TOURISM

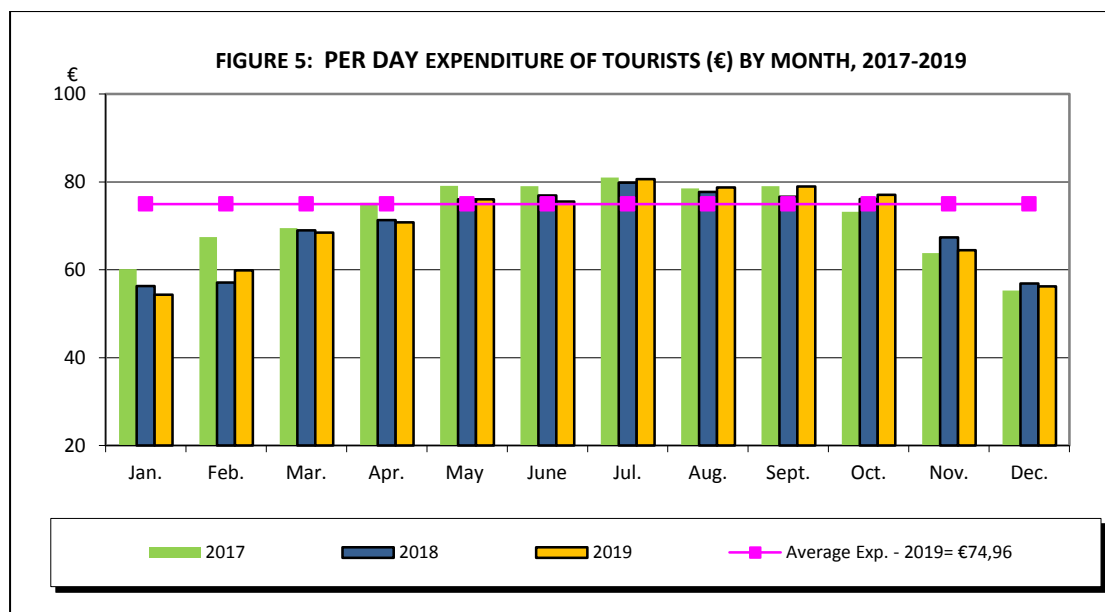
The total revenue from tourism is estimated at €2.683,0 mn in 2019, compared to €2.710,6 mn in 2018, recording a decrease of 1,0%.

The average expenditure per person was €674,65 recording a decrease of 2,0% from 2018. The highest average expenditure per person in 2019 was recorded in the month of August with €779,31 and the lowest in the month of January with €483,26 (Figure 4).

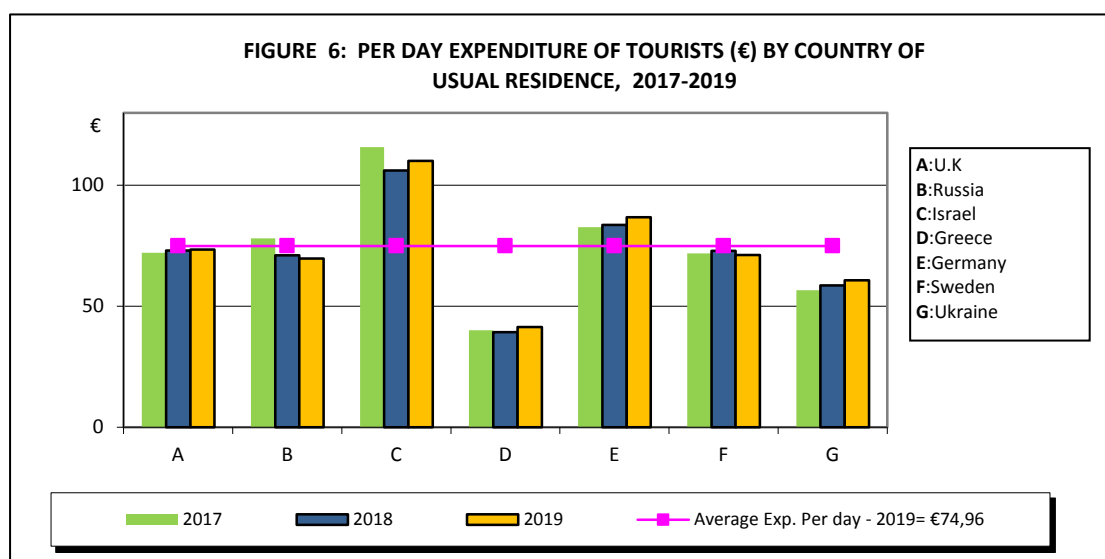


Daily tourist expenditure during the year 2019 reached €74,96, recording an increase of 0,2% as compared to 2018. The highest expenditure per day was recorded in the month of July with €80,61 and the lowest in January with €54,30 (Figure 5).





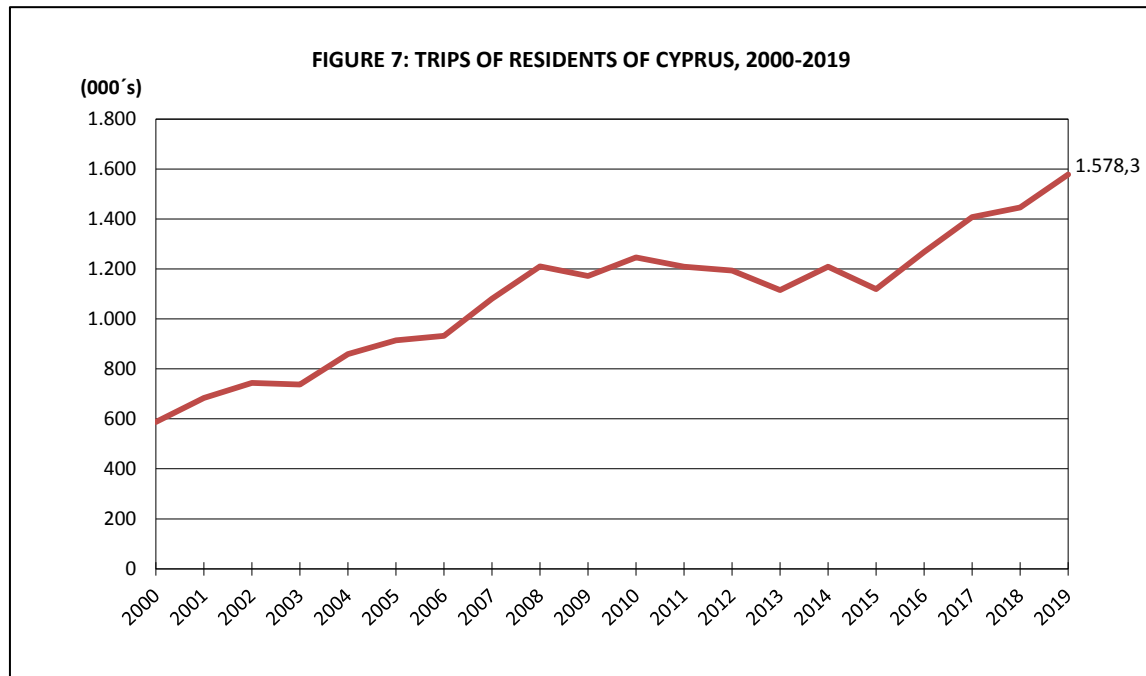
U.K. tourists (the largest tourist market with 33,5% of the total tourists), spent on average in 2019 €73,40 per day, which is by 2,1% below the overall average, while tourists from Russia (the second largest market with 19,7% of the total tourists) spent on average €69,79 which is by 6,9% below the overall average. Tourists from Israel (the third major market with 7,4%), spent on average €110,13 per day or 46,9% above the overall average (Figure 6).



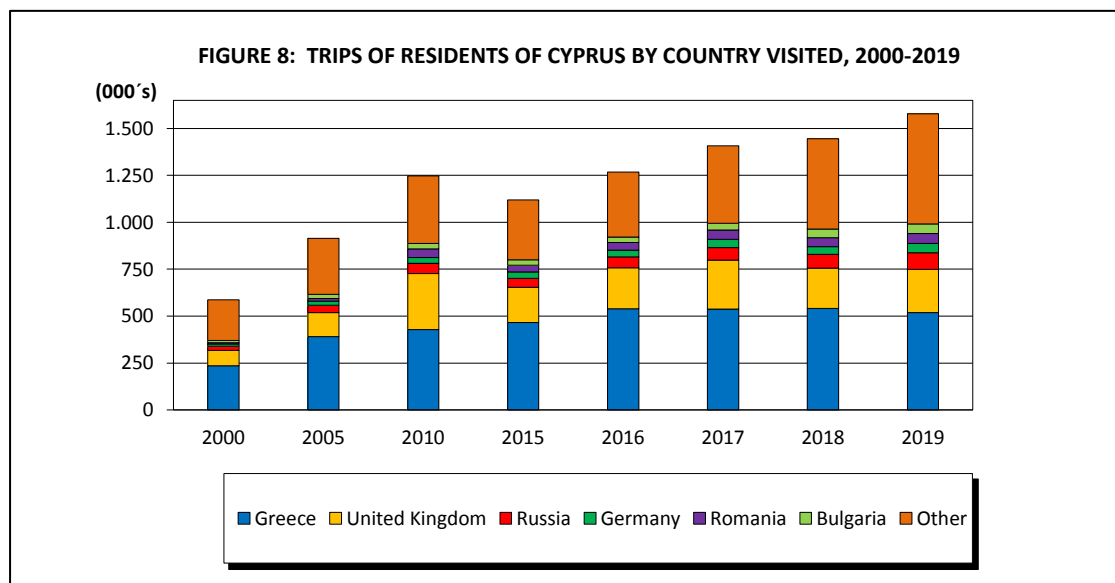
In 2019, tourists staying in Pafos, a location with the highest proportion of tourists (34,5% of the total) recorded an average expenditure per person of €685,15 which is by 1,6% above the overall average, while tourists staying in Ayia Napa (with the second highest proportion of tourists - 18,4% of the total) spent on average €681,02 or by 0,9% above the overall average. Tourists staying in Lemesos (with 12,4%) spent €632,05 or by 6,3% below the overall average and tourists in Larnaka (with 11,9%) spent €498,91 or by 26,0% below the overall average.

## 6. RESIDENTS

In 2019, 1.578.292 Cypriots and foreign residents of Cyprus returned from a trip abroad compared to 1.445.646 in 2018, recording an increase of 9,2% (Figure 7). The peak-season for residents traveling abroad was the period of July-September.



About 32,9% had visited Greece, 14,5% the United Kingdom, 5,6% Russia, 3,3% Romania and Bulgaria, 3,1% Germany, 2,7% Italy and 2,6% Israel (Figure 8).



A percentage of 66,9% of the residents of Cyprus traveling abroad stated that the main reason for traveling was holidays, 22,4% stated professional reasons and 8,8% studies.

Men comprise 52,1% of the residents of Cyprus travelling abroad and women 47,9%. The majority (45,8%), were in the group of 25-44 years old, 30,0% in the group of 45-64 years old and 17,4% in the group of 15-24 years old.

## **II. COVERAGE OF DATA PRESENTED**

The statistics cover arrivals and departures of travelers through ports and airports and they refer to the Government controlled area of Cyprus. Travelers going in and out of the country illegally, through ports and airports of the Turkish occupied area of Cyprus are not included in the statistics.

Data referring to revenue from tourism are based on the results of the Passenger Survey carried out since April 2002 by the Statistical Service at the points of departure.

## **III. SOURCES OF DATA**

The Statistical Service has conducted the Passenger Survey at the points of arrival, since June 1997. The Passenger Survey is a border sample survey covering arrivals at all points of entry (the international airports and the ports). The aim of the survey is to estimate the volume of inbound tourism as well as arrivals of other categories of travelers (residents returning from a trip abroad, long-term immigrants and same-day tourists) on the basis of total arrivals of travelers.

The overall sample size for 2019 corresponds to about 2% of the total travelers that arrived in Cyprus.

The grossing up is effected on the basis of the monthly arrivals of travelers by country of flight and the monthly arrivals by port compiled by the Statistical Service, from statistics provided by the Civil Aviation Department and cruise passenger lists. The Civil Aviation figures are further adjusted by data provided by the Aliens and Immigration Unit (Cyprus Police), on the numbers of transfer passengers on each flight which are deducted from total arrivals.

Data for same-day visitors from ports is based on monthly statements prepared by the Analysis and Statistics Office of the Cyprus Police, while data for same-day visitors from airports is estimated from the Passenger Survey.

## **IV. DEFINITIONS OF TERMS USED**

**Travelers:** Are all persons who pass through passport control at the ports and airports of Cyprus. The various categories of travelers are visitors, residents and emigrants or immigrants.

**Visitors:** Are persons staying not more than one year in the country visited and whose main purpose of visit can be classified under:

- a. Pleasure: holidays, cultural, active sports, visit to friends or relatives, pilgrimage and other pleasure purposes.
- b. Professional: meeting, mission, business.
- c. Other purposes: health, transit.

There are two main categories of visitors: tourists and same day visitors.

**Tourists:** Are visitors staying at least one night in the country visited.

**Same-day visitors:** Are visitors who do not stay overnight in the country visited.

**Residents of Cyprus:** This category includes persons who have resided in Cyprus for at least 12 months prior to their travel or came to Cyprus with the intention of staying for at least 12 months.

**Revenue from Tourism:** It refers to the revenue made from tourists during their visit to Cyprus.

## **V. SYMBOLS USED**

n.a	=	Not applicable
...	=	Data not available
0	=	Zero or less than half of the unit
r	=	Revised data
(000's)	=	Thousands
(mn.)	=	Millions

The figures may not add up to the total and the percentages may not add up to 100 due to rounding at the blowing-up stage.

## **VI. DETAILED TABLES**

The complete set of detailed tables referring to Tourism Statistics 2017-2019 are available in the relevant Excel files in the sections presented below, at the website of the Statistical Service, at the following link:

[http://www.cystat.gov.cy/mof/cystat/statistics.nsf/services\\_71main\\_en/services\\_71main\\_en?OpenForm&sub=1&sel=4](http://www.cystat.gov.cy/mof/cystat/statistics.nsf/services_71main_en/services_71main_en?OpenForm&sub=1&sel=4)

A. SUMMARY TABLES

B. TRAVELERS AND SAME-DAY VISITORS

C. TOURISTS

D. REVENUE FROM TOURISM

## E. RESIDENTS