

# Research and Development Activity in Cyprus 2022



Total R & D expenditure **€207,0 mn** **↑ 3,8%** 2022/2021

0,75%

10,3%



as % of GDP

average annual growth rate 2000-2022



2,24%

4,2%

## BY SOURCE OF FUNDS



Abroad

21,8%



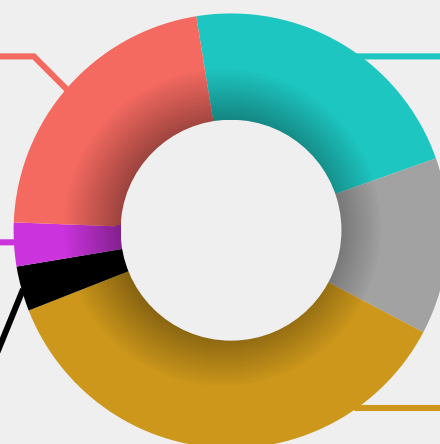
Private non-profit

3,3%



Higher education

3,4%



22,1%

Direct government sector



13,1%

Government university funds



36,3%

Business enterprises



## BY FIELD OF SCIENCE



Humanities

3,7%



Social sciences

10,7%



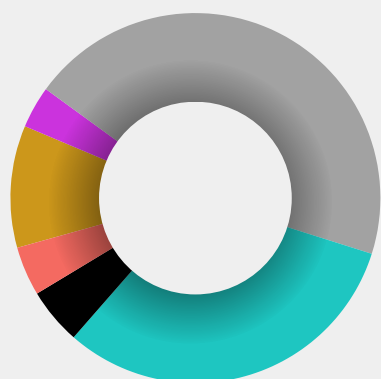
Agricultural sciences

4,3%



Medical sciences

4,9%



44,9%  
Natural sciences



31,5%  
Engineering and technology



## BY TYPE OF EXPENDITURE

Other current expenditure

47,7%

Capital expenditure

42,9%

Labour costs

9,4%



# Research and Development Activity in Cyprus 2022


R & D Personnel 2.262 persons

All persons (researchers, technicians and other supporting staff) employed directly on R&D, as well as those providing direct services such as R&D managers, administrators and clerical staff.  
It is expressed in Full-time Equivalent terms, which is the total time devoted to research by a person during one year.



## BY GENDER

Men  
1.372

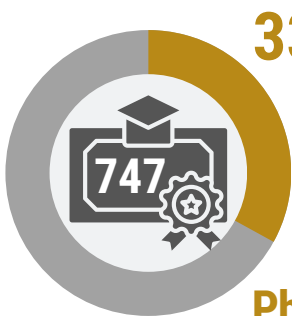


Women  
890

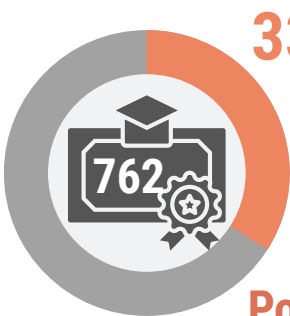
60,7%

39,3%

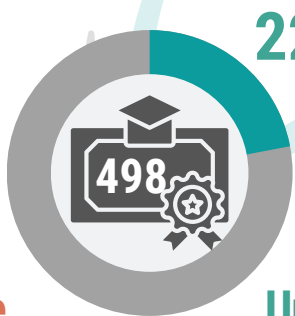
## BY LEVEL OF QUALIFICATION




PhD  
degree holders




Post-graduate  
degree holders




University  
degree holders



Holders of other  
post secondary diplomas



Secondary education  
graduates



Primary education  
graduates

