



REPUBLIC OF CYPRUS



STATISTICAL SERVICE  
1444 NICOSIA

27 April, 2026

## PRESS RELEASE

### **AVERAGE MONTHLY EARNINGS OF EMPLOYEES: 4th QUARTER 2025 AND ANNUAL DATA 2025 (PRELIMINARY)**

#### **Increase 4,9% for 2025**

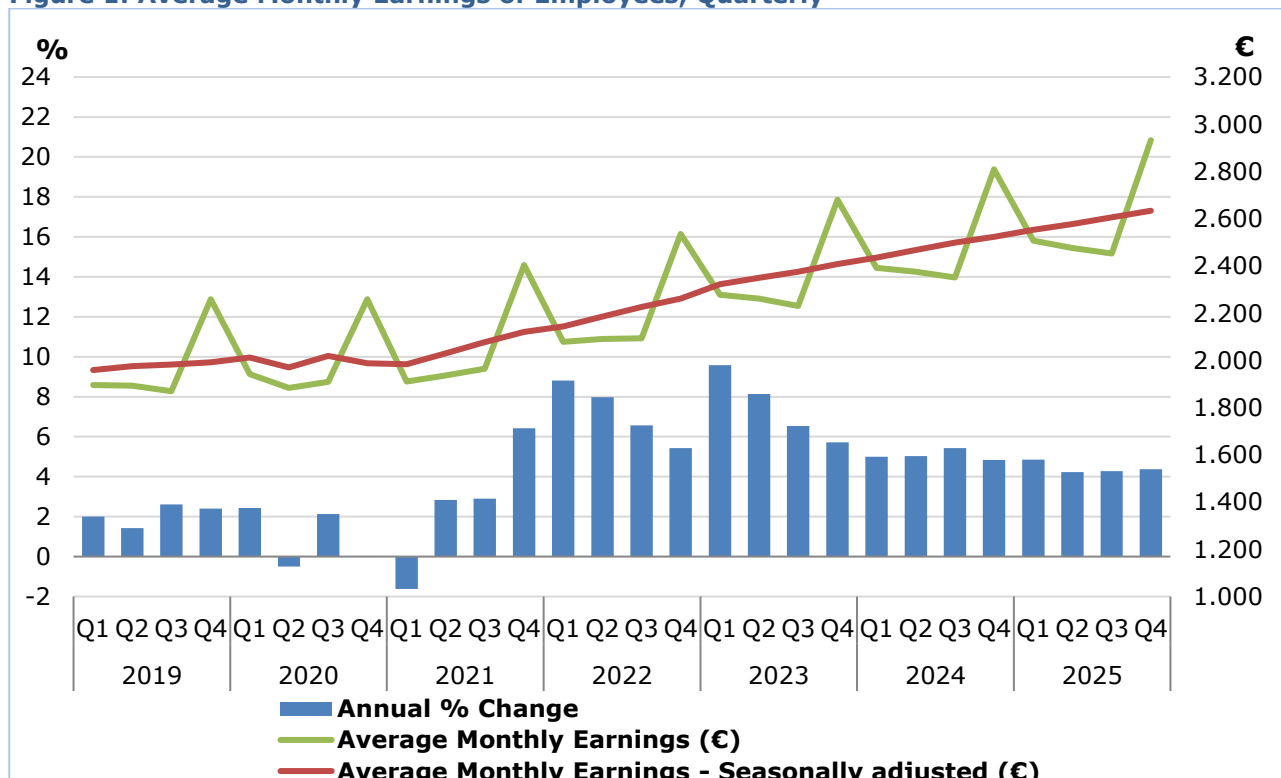
Based on provisional data, the average gross monthly earnings of employees during the **fourth quarter of 2025**, amounted to €2.932 compared to €2.810 during the fourth quarter of 2024, i.e. an increase of 4,4% is observed. (Table 1)

For the fourth quarter of 2025, there is an increase in seasonally adjusted average gross monthly earnings compared to the third quarter of 2025, of 1,1%. (Table 1)

The average gross monthly earnings of male employees during the fourth quarter of 2025 are estimated at €3.102 and of female employees at €2.718. Compared to the fourth quarter of 2024, the average gross monthly earnings of male and female employees recorded an increase of 4,2% and 4,5% respectively. (Table 1)

Based on provisional data, the average gross monthly earnings of employees **for the year 2025** were €2.605 compared to €2.483 in 2024. The average gross monthly earnings have increased by 4,9% compared to the previous year. For 2024 the corresponding increase was 5,1%. Median gross monthly earnings of employees were €1.968. (Figure 2)

**Figure 1: Average Monthly Earnings of Employees, Quarterly**



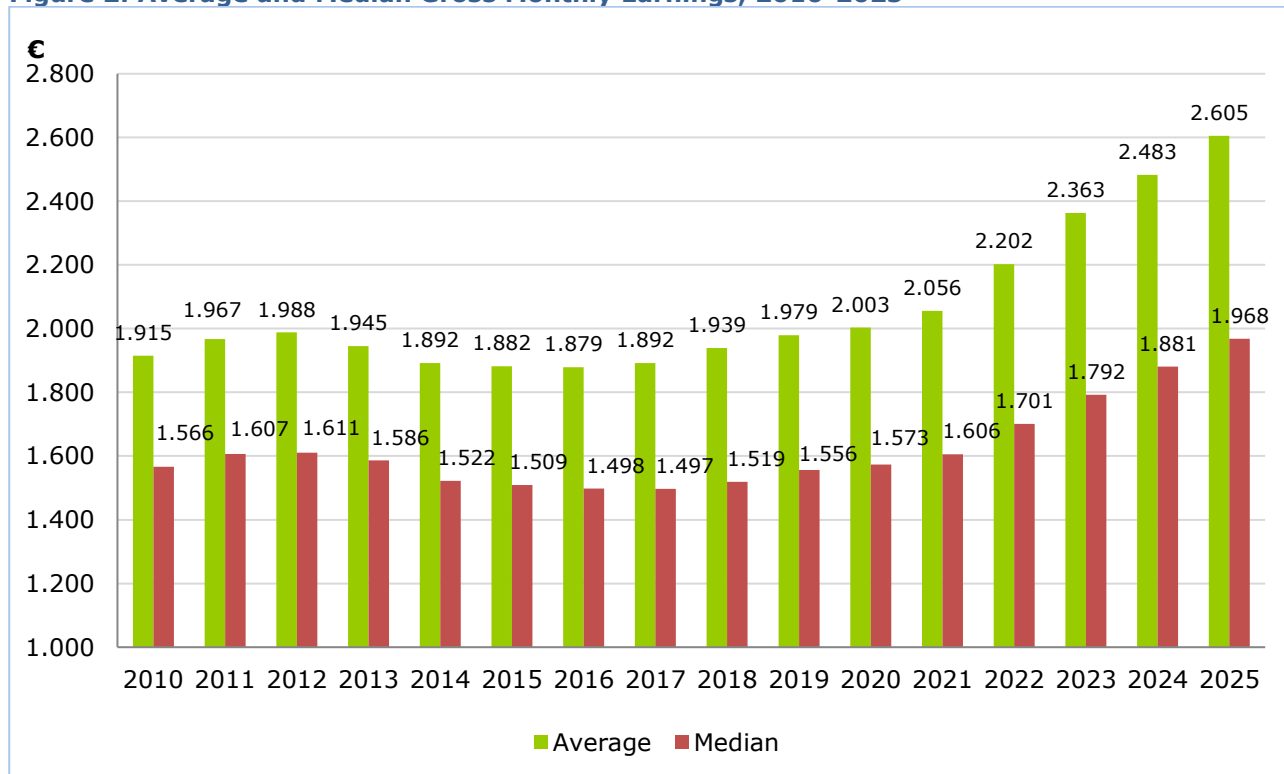
Note: From the 1st quarter of 2025 onwards, data are provisional.

**Table 1: Average Monthly Earnings of Employees by Sex, Quarterly**

Sex	Average Gross Monthly Earnings (€)		Percentage Change (%)	
	Unadjusted	Seasonally adjusted	To the same quarter of the previous year (unadjusted earnings)	To the previous quarter (seasonally adjusted earnings)
<b>Total</b>				
4 <sup>th</sup> Quarter 2025	2.932	2.634	4,4	1,1
3 <sup>rd</sup> Quarter 2025	2.452	2.606	4,3	1,1
4 <sup>th</sup> Quarter 2024	2.810	2.524	4,8	1,0
<b>Males</b>				
4 <sup>th</sup> Quarter 2025	3.102	2.810	4,2	1,1
3 <sup>rd</sup> Quarter 2025	2.622	2.779	3,8	1,0
4 <sup>th</sup> Quarter 2024	2.977	2.697	4,2	0,7
<b>Females</b>				
4 <sup>th</sup> Quarter 2025	2.718	2.411	4,5	1,0
3 <sup>rd</sup> Quarter 2025	2.238	2.386	4,9	1,2
4 <sup>th</sup> Quarter 2024	2.602	2.308	5,8	1,4

Notes: 1. Due to the rounding of earnings, the calculation of the change may differ from the percentage change presented in the table.  
 2. From the 1st quarter of 2025 onwards, data are provisional.

**Figure 2: Average and Median Gross Monthly Earnings, 2010-2025**



Note: The data for 2025 are preliminary.

Based on preliminary data for 2025 regarding the distribution of employees by earnings group, the highest percentage of Cypriot employees is observed in the €1.500 to €2.999 group (42,8%), while for non-Cypriot employees, the highest percentage is recorded in the group below €1.500 (47,7%). Differences are also observed in the distribution of employees by sex, with females showing a higher concentration in the earnings group below €1.500 (38,8%) and males recording the highest percentage in the €1.500 to €2.999 group (40,5%). (Table 2)

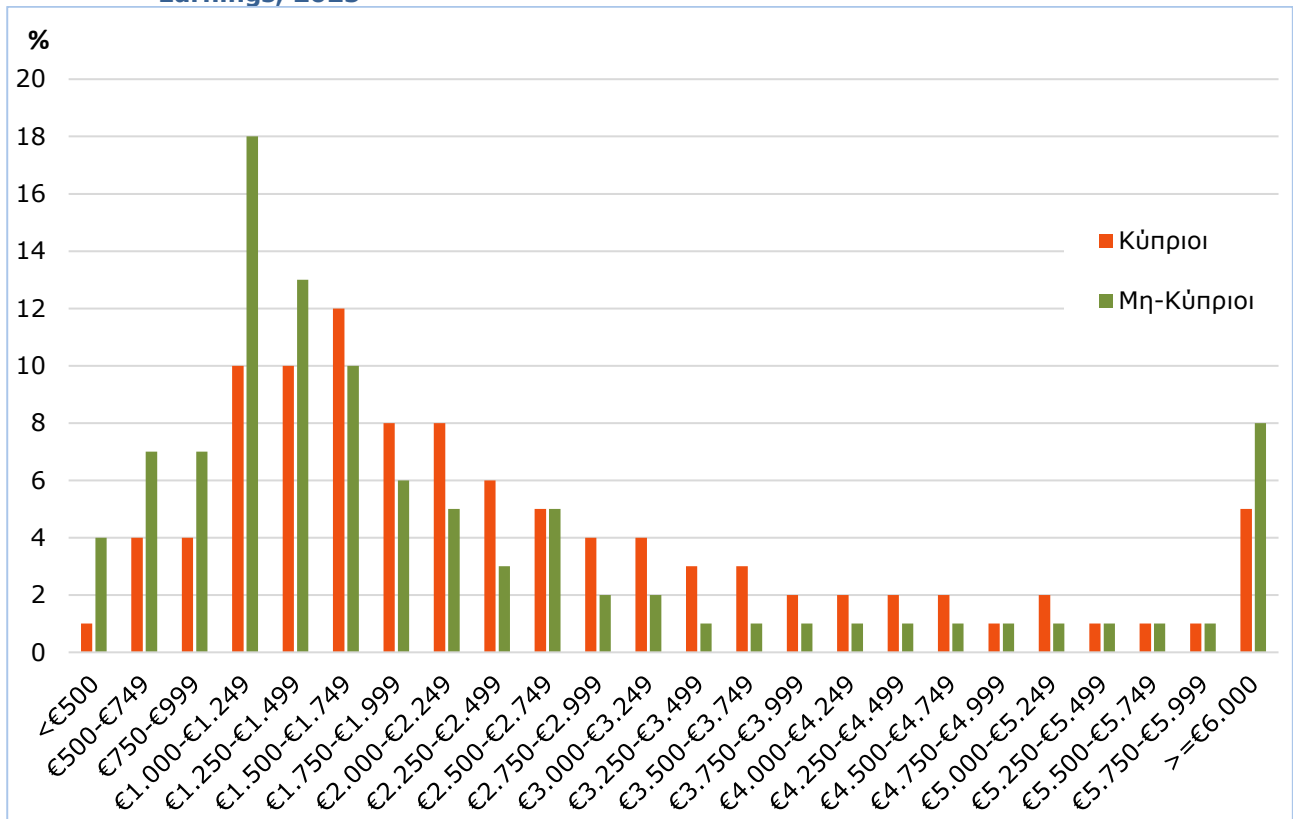
**Table 2: Distribution of Cypriot and Non-Cypriot Employees by Group of Gross Monthly Earnings and Sex, 2025**

Gross Monthly Earnings by Sex	Distribution of Employees		
	Total	Cypriots	Non-Cypriots
<b>Total</b>			
<€1.500	35,2%	28,9%	47,7%
€1.500-€2.999	39,2%	42,8%	32,2%
€3.000-€4.499	13,1%	16,0%	7,5%
€4.500-€5.999	6,4%	7,2%	4,8%
>=€6.000	6,1%	5,2%	7,8%
<b>Males</b>			
<€1.500	32,3%	24,5%	45,3%
€1.500-€2.999	40,5%	45,3%	32,6%
€3.000-€4.499	13,2%	16,8%	7,3%
€4.500-€5.999	6,4%	7,2%	5,0%
>=€6.000	7,5%	6,2%	9,8%
<b>Females</b>			
<€1.500	38,8%	33,7%	51,4%
€1.500-€2.999	37,5%	40,0%	31,5%
€3.000-€4.499	13,0%	15,1%	7,9%
€4.500-€5.999	6,3%	7,1%	4,5%
>=€6.000	4,3%	4,2%	4,7%

Notes: 1. Due to rounding, the sum of the individual percentages may not equal 100%.  
2. The data for 2025 are preliminary.

In 2025, non-Cypriot employees are more concentrated in the lower gross monthly earnings brackets, particularly below €1.500. Cypriot employees show a higher concentration in the middle and higher earnings brackets, with non-Cypriots recording a higher percentage in the top earnings bracket ( $\geq\text{€}6.000$ ). (Figure 3)

**Figure 3: Distribution of Cypriot and Non-Cypriot Employees by Group of Gross Monthly Earnings, 2025**



Note: The data for 2025 are preliminary.

## **METHODOLOGICAL INFORMATION**

### **Identity**

The Average Monthly Earnings of employees are calculated by dividing the total gross earnings before any deductions for compulsory social security contributions, by the total number of employees who received remuneration. The data source is the records of the Social Insurance Services. The results of the current publication are published both on a quarterly and on an annual basis.

### **Data Coverage**

All sectors of economic activities according to the Statistical Classification of Economic Activities in the European Community (NACE Rev.2) are covered, except Section T: Activities of households as employers and Section U: Activities of extraterritorial organisations and bodies.

All employees recorded at the Social Insurance Services' Records are covered. Persons with remuneration indicating that no regular work has been performed during the reference period are excluded from the data (e.g. persons who received arrear payments only, persons who worked for a limited number of hours, etc.). The minimum amount of earnings acceptable in order to be included in the data is revised every year, based on the level of the minimum wage according to the Minimum Wage Order until 2022 and in accordance with the Minimum Wage Law from 2023.

### **Definitions**

**Average Monthly Earnings** of employees include the basic salary, the cost of living allowance, earnings for overtime, the Holiday Fund, any other allowances received by employees during the reference period and payments in arrears. Allowances include both regular and irregular payments (13th salary, 14th salary, bonuses etc.)

The temporary contributions of employees of the private sector (2012-2016) and officials and employees of the central government and the broad public sector (1/9/2011-31/12/2016) and the deductions in earnings of officials and employees of the central government and the broad public sector (from 01/12/2012 to 31/12/2022), do not affect the gross salary of employees but only their net income. Consequently, they are not reflected in the figures above.

It is clarified that, as regards the employees who participated in the Special Schemes under the Employees' Support Schemes to deal with the pandemic of the Ministry of Labour and Social Insurance, the amount taken into account is the earnings paid by the employer and does not include any amount paid as an allowance by the Ministry of Labour and Social Insurance.

**Seasonally Adjusted Average Monthly Earnings** are the average monthly earnings of employees, after removing the seasonal effect from the data. The removal of the seasonal component from the data is performed, using appropriate statistical techniques. Seasonally adjusted data are used in the comparison of data of a specific time period, with other periods, such as the previous quarter, where the seasonal factor affects the data.

The **Percentage Change - Compared to the same quarter of the previous year** is the percentage change of average monthly earnings, comparing data of a specific quarter, with the corresponding quarter of the previous year. The comparison is made between corresponding time periods of different years. Therefore, there is no need to use the seasonally adjusted data, since the seasonal component is the same for the two periods.

The **Percentage Change - Compared to the previous quarter (Seasonally Adjusted Earnings)** is the percentage change of average monthly earnings, comparing data of a specific quarter, with the previous quarter. Due to the fact that the seasonal component is different between two consecutive quarters, it is necessary to use seasonally adjusted data for this comparison.

### **Data Availability**

The data is published on CYSTAT's online database CYSTAT-DB. Data is available from the first quarter of 2003.

***For more information:***

CYSTAT Portal, subtheme [Labour Cost and Earnings](#)

[CYSTAT-DB](#) (Online Database)

[Predefined Tables](#) (Excel)

[Methodological Information](#)

**The data included in the Predefined Tables in Excel format are available up to the 4<sup>th</sup> Quarter 2021. Data from the 1<sup>st</sup> Quarter 2022 onwards are available only in the CYSTAT-DB Online Database.**

Contact

Phani Lagou: Tel: +35722602115, Email: [plagou@cystat.mof.gov.cy](mailto:plagou@cystat.mof.gov.cy)