



REPUBLIC OF CYPRUS



**STATISTICAL SERVICE**  
1444 NICOSIA

18 December 2025

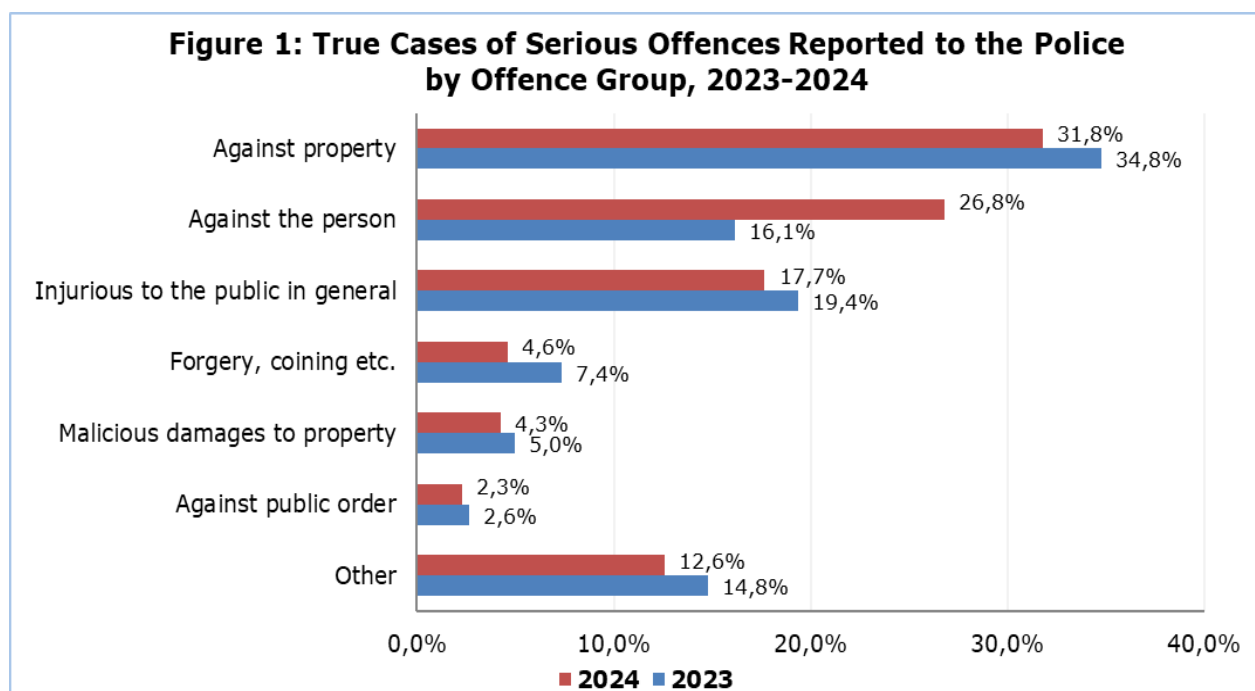
## PRESS RELEASE

### **CRIMINAL STATISTICS 2024**

#### **POLICE STATISTICS**

##### Cases of Serious Offences

The number of serious offences reported to the Police in 2024 was 5.942, of which 5.900 were found to be true cases, while in 2023 the number of serious offences reported was 5.653, of which 5.630 were true cases. Both in 2024 and in 2023, the offences against property constitute the largest group of offences, accounting for 31,8% and 34,8% of serious offences respectively, followed by offences against the person, accounting for 26,8% in 2024, whereas for the year 2023, the offences injurious to the public in general were in second place, accounting for 19,4% of serious offences. The index of crime per 100.000 inhabitants was calculated to be 605 in 2024 and 588 in 2023, compared to 568 in 2022. (Figure 1)



**Note:** As of 2024, a break in the series occurs for the offence category "Offences against the person" due to the fact that some offences which concern domestic violence and fall under this category, have been upgraded from minor to serious. Consequently, the data for the offence category in question, referring to previous years, are not comparable.

##### Victims

In 5.900 true cases of serious offences in 2024, a total of 6.651 victims were recorded, 5.128 natural persons and 1.523 legal entities while in 5.630 true cases of serious offences recorded in 2023, a total of 5.531 victims were recorded, 4.444 natural persons and 1.087 legal entities. In both years, most of the victims which were legal entities (53,4% in 2024 and 43,8% in 2023) were victims of the group of offences injurious to the public in general. Most of the victims who were natural persons in 2024 (39,8%) were victims of offences against the person, whereas in 2023, the majority of the victims who were natural persons (45,0%) were victims of offences against property.

### Offenders (Total) Involved in Serious Offences

A total of 7.470 offenders were involved in the commission of serious offences (true cases) during 2024. Of the 7.433 who were natural persons, 820 were females (11,0%), reflecting the fact that the involvement of women in serious crime remains relatively small compared to that of men. The main offences committed by offenders who were natural persons, both in 2024 and in 2023, were offences against property, accounting for 32,8% and 32,5% of the total respectively.

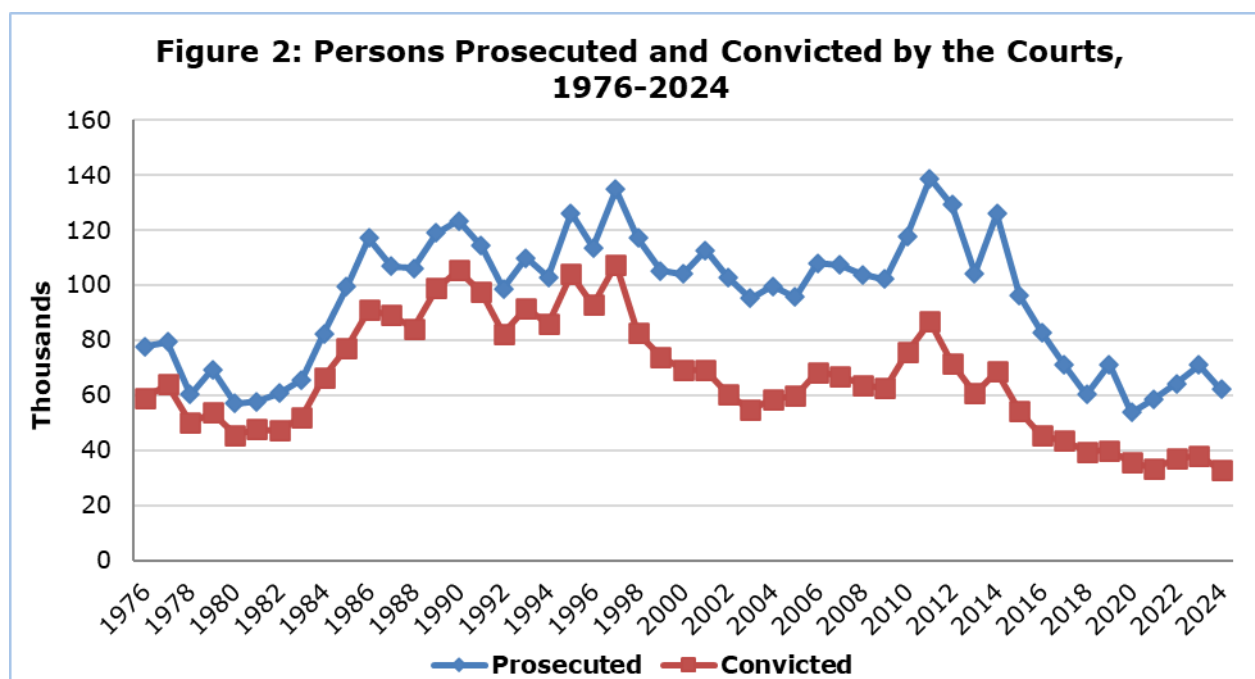
### Juvenile Delinquency

During 2024, a total of 774 juveniles (aged less than 18) were involved in the commission of offences, both serious and minor, 34 of whom were girls, accounting for 4,4% of juvenile offenders. There were 467 juveniles involved in serious offences and 307 in minor offences in 2024. During 2023, a total of 602 juveniles were involved in the commission of offences, 52 of whom were girls (8,6%). A total of 332 juveniles were involved in serious offences and 270 in minor offences in 2023. The main offences in which juvenile offenders were involved, both in 2024 and 2023, were offences against property, accounting for 46,5% and 37,0% of juvenile offenders respectively.

## **JUDICIAL STATISTICS**

### Penal Proceedings

During 2024, a total of 62.066 persons (45.743 males and 16.323 females) appeared before the courts charged with an offence and had their cases disposed of, recording a decrease of 12,5% from the corresponding figures for 2023, during which 70.941 persons were prosecuted (53.108 males and 17.833 females). The ratio of the number of offenders convicted to the number of persons prosecuted was calculated to be 0,53 in 2024 and 0,54 in 2023. (Figure 2)



The share of females to the total number of persons prosecuted has increased over the years from 7,2% in 1976, to 15,1% in 1990, 17,1% in 2010 and 22,3% in 2020. In 2022 the corresponding percentage was 22,0%, in 2023 it increased to 25,1%, while in 2024 it increased further and reached 26,3%.

### Convictions

The total number of persons convicted in 2024 reached 32.683, of whom 23.537, or 72,0%, were males. In 2023, 38.168 persons were convicted, of whom 27.579 (or 72,3%) were males.

### Offences

Both in 2024 and in 2023 the bulk of offences were motoring offences. More specifically, in 2024, the convictions for motoring offences accounted for 61,9% of the total number of convictions of males and 69,9% of the total number of convictions of females. The corresponding figures for 2023 were: a share of 55,0% of the total number of convictions of males and a share of 48,3% of the total number of convictions of females, concerned motoring offences.

## Sentences

The type of sentence imposed varies according to the nature and gravity of the offence committed and the individual need of the offender for appropriate treatment. Both in 2024 and in 2023, the most common sentence imposed by the courts was fines, which was applied in 90,4% and 92,1% of convictions respectively.

## **PRISON STATISTICS**

### Prison Population

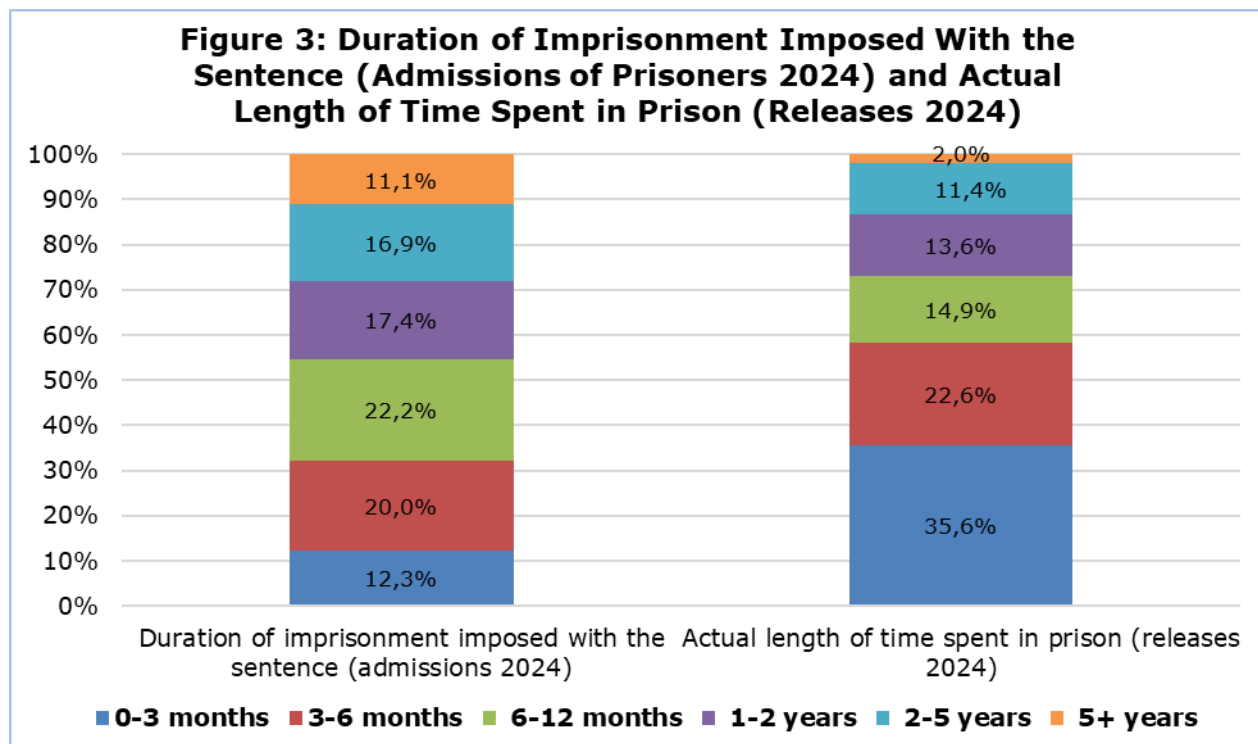
The prison population on the 1<sup>st</sup> of September 2024 was 995 persons, 934 males and 61 females. The overwhelming majority of prisoners (95,1%) were 21 years of age or older, whereas 74,1% were convicted prisoners and 25,9% were prisoners awaiting trial. In 2024, 43,3% of the total number of prisoners were Cypriots. The corresponding figures for 2023 were 929 males, corresponding to 92,8% of the total prison population which had reached 1.001 persons on the 1<sup>st</sup> of September 2023. The prisoners who were 21 years of age or older constituted 97,0% of the total, the Cypriot prisoners 42,4% and the convicted prisoners 69,8%.

### Admissions of Convicted Prisoners

During 2024, the admissions of convicted prisoners numbered 917 (823 males and 94 females), of whom 763 males and 90 females had been convicted of criminal offences by the criminal courts and the martial court. The corresponding figures for 2023 were 1.027 admissions (885 males and 142 females), of whom 789 males and 138 females had been convicted of criminal offences. The rest had been convicted of offences against the military criminal code, or were non-criminal prisoners, i.e. civil debtors or fine defaulters. The rate of sentenced prisoners per 100.000 inhabitants aged 16 and over was 112 in 2024, compared to 128 in 2023. The corresponding rate for penal offenders was 104 in 2024 and 116 in 2023.

### Time Spent in Prison

Most of the sentences imposed in 2024 were of duration up to 18 months, thus resulting in a median length of sentence of 10,6 months compared to 10,2 months in 2023. The actual period spent in prison, however, is generally shorter than that imposed with the sentence, being reduced primarily by the use of remission. Consequently, the median length of stay in prison for the total number of convicted prisoners, computed based on the number of releases in 2024, was 4,9 months compared to 5,1 months in 2023 (based on the corresponding number of releases). (Figure 3)



### Prison Recidivism

Of the total number of admitted prisoners in 2024, the majority, accounting for over 83%, did not have a previous custodial sentence. Of those who had served at least one custodial sentence in the past, 38,0% had been readmitted to prison within a period shorter than 12 months from their last release from prison. Furthermore, 60,7% had been convicted for the same offence group as in their previous custodial sentence.

## **METHODOLOGICAL NOTES**

### **Survey Characteristics**

The survey aims at examining the overall crime situation in the country and covers three main branches: Police, Judicial and Prison statistics. According to the Police Statistics, the analysis is based on offences recognised as such by the criminal law and covers only serious offences reported to the Police which have been committed by adults, as well as all offences (serious and minor) committed by young persons (aged less than 18 years). As regards Judicial Statistics, the data refers to the year during which the penal proceedings at the courts were completed, that is, the year during which the prosecution of the suspects to the courts and the indictment took place. The year in question is not necessarily the year during which the offence was committed. Concerning Prison Statistics, the analysis covers both convicted prisoners and prisoners awaiting trial.

### **Definitions**

**Serious Offences:** Indictable offences, attempts or omissions, determined according to the Criminal Law of the country.

**Index of Crime:** The ratio of the number of true cases of serious offences reported to the Police per 100.000 inhabitants.

### **Break in the series**

As of 2024, a break in the series occurs for the offence category "Offences against the person" due to the fact that some offences which concern domestic violence and fall under this category, have been upgraded from minor to serious. Consequently, the data for the offence category in question, referring to previous years, are not comparable.

### **Coverage and Data Collection**

The survey in question is based on data from three sources: the Police, the Courts and the Prison Institution.

The first branch, "Police Statistics" is comprised of the sections "Cases", "Offenders" and "Victims" and is based on administrative data acquired from the Police.

In the section "**Cases**", the analysis concerns cases of serious offences reported to the Police and more specifically, detailed data relating to the time, place and manner in which the offence was committed, as well as the offence group or the individual offences in detail. The basic statistical unit is the case recorded. It is noted that, in many cases, more than one offence is reported, however only the most serious offence is recorded, according to the Principal Offence Rule.

In the section "**Victims**", the analysis pertains to victims (both legal entities and natural persons), of the cases of serious offences reported to the Police, such as data on the age, gender and citizenship of the victims (natural persons), as well as the relationship between the victim and the perpetrator. The basic statistical unit is the victim.

In the section "**Offenders**", the analysis concerns the total number of offenders, both legal entities and natural persons. As regards natural persons, it covers adults involved in the commission of serious offences, as well as juvenile offenders involved both in serious as well as minor offences. What may constitute a criminal act if committed by an adult may not be considered as such if committed by a child, since this is determined by the age of criminal responsibility, according to the country's legal framework. An offender who is involved in a serious offence more than once (on separate occasions) in one year, is counted as two or more persons, i.e. s/he is counted as a different offender in each separate case. Data is presented, inter alia, on the age, gender and citizenship of offenders who are natural persons. The basic statistical unit is the offender involved.

In the second branch, "**Judicial Statistics**", data is presented on criminal judicial statistics. It is based on annual returns of criminal proceedings submitted at the end of the year by the District Courts, the Assize Courts and the Martial Court and it covers both adult and juvenile offenders. The basic statistical unit is the "occasion" on which proceedings against a person are completed.

The third branch titled "**Prison Statistics**" presents data based on monthly and quarterly reports of the Prison Institution. The basic statistical unit is the prisoner.

### **For more information:**

CYSTAT Portal, sub-theme [Living Conditions, Social Protection](#)

[CYSTAT-DB](#) (Online Database)

[Predefined Tables](#) (Excel)

### **Contact:**

Georgia Ioannou: Tel.: +357-22602144, Email: [gioannou@cystat.mof.gov.cy](mailto:gioannou@cystat.mof.gov.cy)

Christia Demetriou: Tel.: +357-22602127, Email: [cdemetriou@cystat.mof.gov.cy](mailto:cdemetriou@cystat.mof.gov.cy)