



REPUBLIC OF CYPRUS



STATISTICAL SERVICE
1444 NICOSIA

19 December, 2025

PRESS RELEASE

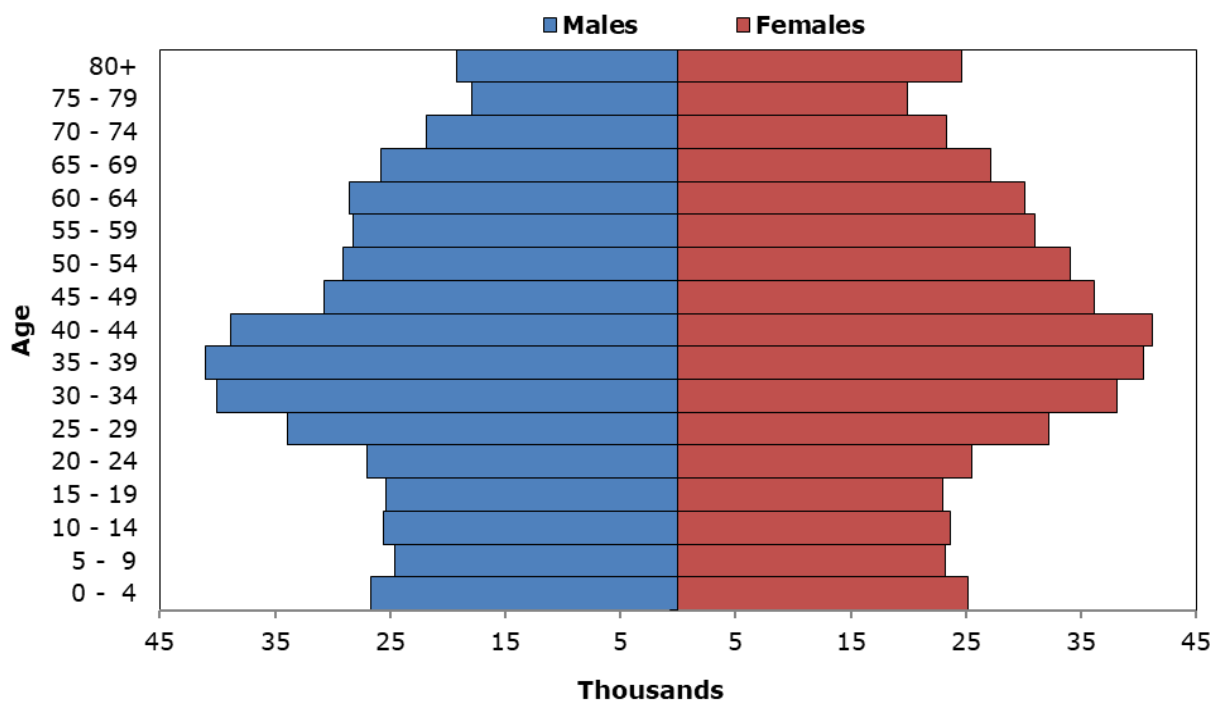
DEMOGRAPHIC STATISTICS 2024

Population

The population in the Government controlled area of Cyprus is estimated at 983,0 thousand at the end of 2024, compared to 966,4 thousand at the end of 2023, recording an increase of 1,7%.

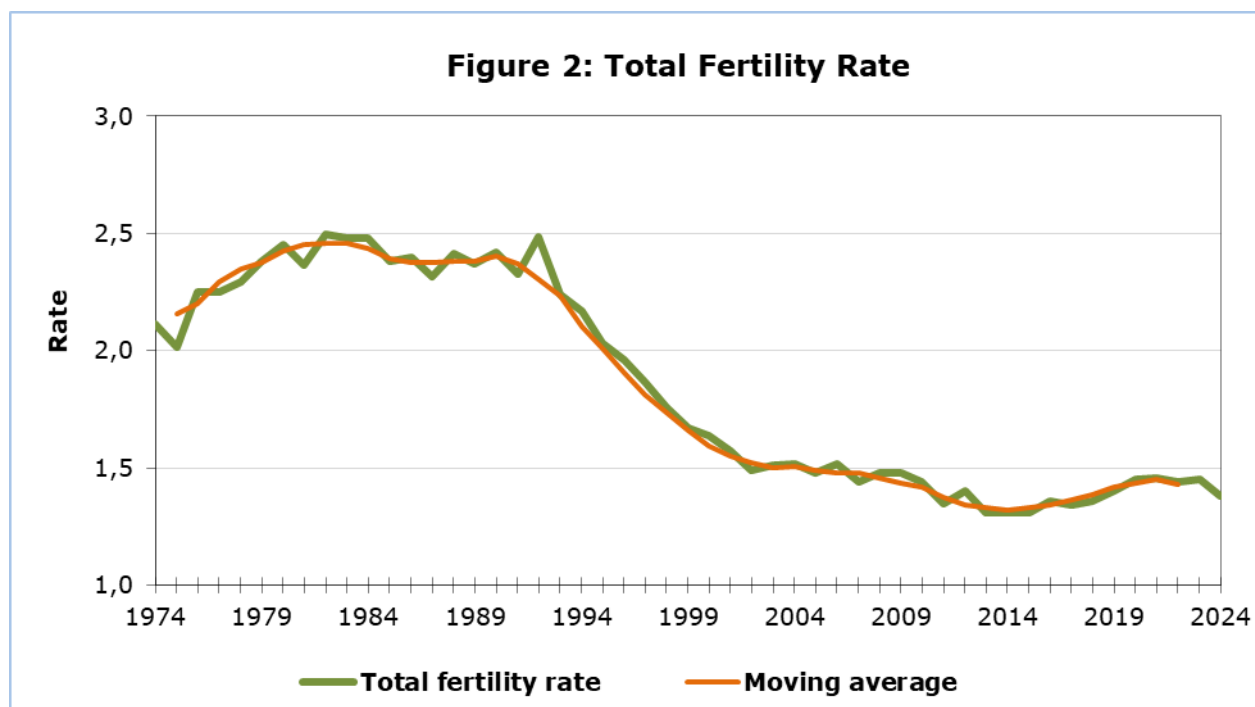
The proportion of children aged less than 15 years was estimated at 15,2% while the proportion of persons aged 65 and over increased to 18,3% in 2024, compared to 22,3% and 11,3% respectively in 2000. There was therefore a gradual increase in the proportion of old-aged persons and a decrease in the proportion of children, demonstrating the ageing process of the population. (Figure 1)

Figure 1: Population by Age and Sex, 2024



Fertility

In 2024, the number of births in the Government controlled area decreased to 9.766 from 10.241 the year before, giving a crude birth rate of 10,0 per 1.000 population. The total fertility rate for 2024 was estimated at 1,4, remaining at the same level as in the previous year. The total fertility rate decreased gradually during the past years, from its local peak of 2,5 in 1982. Since 1995, the total fertility rate remains below the replacement level of 2,1. (Figure 2)



The mean age of women at the birth of their first child was 30,4 years while the mean age at birth irrespective of the order of child was 31,6 years in 2024.

Mortality

The number of deaths in the Government controlled area reached 6.753 in 2024, compared to 6.742 in 2023. The crude death rate for 2024 was estimated at 6,9 deaths per 1.000 population.

Life expectancy at birth was estimated at 81,4 years for males and 85,8 years for females in 2024, compared to 81,0 years for males and 85,0 for females in 2023.

Infant mortality has decreased to 3,0 infant deaths per 1.000 live births in 2024, compared to 4,5 in 2023.

Migration

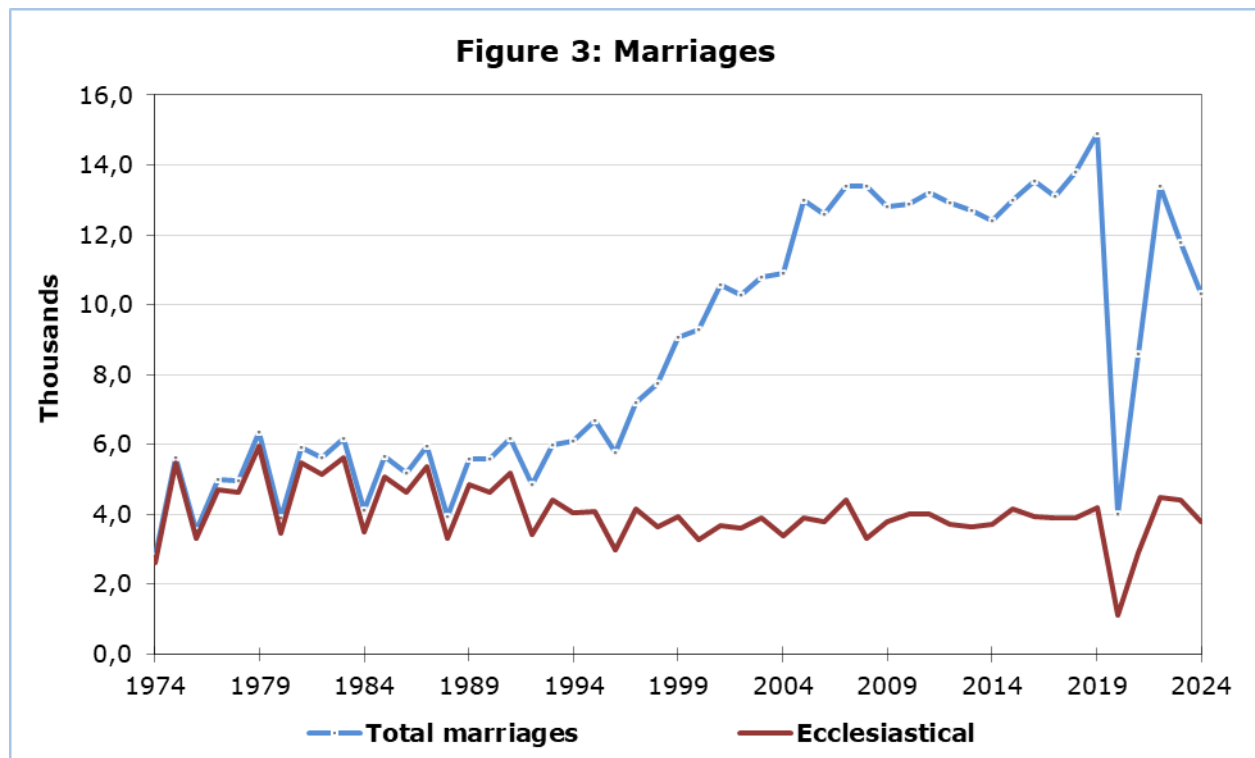
Net migration in Cyprus has been positive from 1983 to 2011. For the period 2012-2015, net migration has been negative. As of 2016, net migration became positive again. In 2024, net migration was estimated at 13.588.

Long-term immigrants (Cypriots and foreigners arriving for settlement or for temporary employment for 1 year or more) were 40.471 in 2024, remaining at the same level as in 2023 (40.761).

The number of emigrants (Cypriots and foreigners who had resided in Cyprus for at least one year) was estimated at 26.883 in 2024 compared to 26.979 in 2023.

Marriages and Divorces

The total number of marriages in 2024 decreased to 10.334 from 11.766 the year before. Ecclesiastical marriages presented a decrease, from 4.355 in 2023 to 3.801 in 2024. Civil marriages also decreased from 7.411 in 2023 to 6.533 in 2024. As in the past few years, a large number of foreigners who married in Cyprus by civil marriage were not residing in Cyprus. Out of 6.533 civil marriages celebrated in 2024, only 1.908 were civil marriages of residents of Cyprus. Thus, the total number of marriages of residents totaled 5.709. (Figure 3)



The total number of divorces in 2024 decreased to 2.107, from 2.134 in 2023. The crude divorce rate was calculated at 2,16 per 1.000 population in 2024, as compared to 2,23 in 2023. The total divorce rate, which shows the proportion of marriages that are expected to end up in divorce, rose to 347,5 per 1.000 marriages in 2024, from 41,6 per 1.000 marriages in 1980.

METHODOLOGICAL INFORMATION

Demographic statistics have been revised for the period 2012-2022, based on the final results of the Census of Population and Housing 2021.

Definitions

Crude birth, death and divorce rates – Are respectively the numbers of births, deaths and divorces per 1.000 population.

Total fertility rate – The number of children a woman would have if she experienced the age specific fertility rates of a given year and she lived until the end of her reproductive life, i.e. until her 50th birthday.

Age specific fertility rate – The number of births occurring to women of a given age-group during a year divided by the total number of women in that age-group.

Life expectancy at birth – Indicates the number of years a newborn baby is expected to live if mortality in the various age-groups remains at the level of the period on which the life expectancy is computed.

Infant mortality rate – The ratio of deaths of infants under one year old per 1.000 live births of the same year.

Net migration – The balance between in-migration and out-migration.

Sources of Data and Coverage

Population estimates are based on Census results updated annually to take account of the components of change, births, deaths and net migration.

Birth Statistics are based on registered events occurring during the reference year, which are registered up to May of the following year.

Death statistics are mainly based on registered events occurring during the reference year, which are registered up to May of the following year.

Marriages are compiled by the staff of the Statistical Service from the Registers at the ecclesiastical districts of Cyprus as well as the Armenian, Maronite and Catholic Churches. Data concerning civil marriages are obtained from the Municipalities.

Divorces are obtained from the Supreme Court.

Migration statistics are based on the results of the Passenger Survey, as well as on administrative and other sources available to the Statistical Service.

For more information:

Statistical Service (CYSTAT) Website, subtheme [Population](#)
[CYSTAT-DB](#) (Database)
[Population - Predefined Tables](#)

The Predefined Tables in Excel format include data up to the year 2019. For the data from the year 2020 onwards, the update is done only in the CYSTAT-DB Database.

Contact

Andri Christofi: Tel.: +357-22602234, Email: achristofi@cystat.mof.gov.cy