



REPUBLIC OF CYPRUS



STATISTICAL SERVICE
OF CYPRUS
1444 NICOSIA

19 December, 2024

PRESS RELEASE

EDUCATION SURVEY, 2022/2023

Based on the results of the Annual Survey on Education for the school year 2022/2023, the total number of pupils and students at all educational levels reached 208.374 compared to 203.041 the school year 2021/2022, recording an increase (2,6%). The total number of educational institutions in 2022/2023 was 1.351 compared to 1.313 in 2021/2022. Finally, the total number of teachers in 2022/2023, was 16.475 recording an increase (3,6%) compared to 2021/2022 where teachers were 15.907.

Number of Students and Educational Institutions by Level of Education

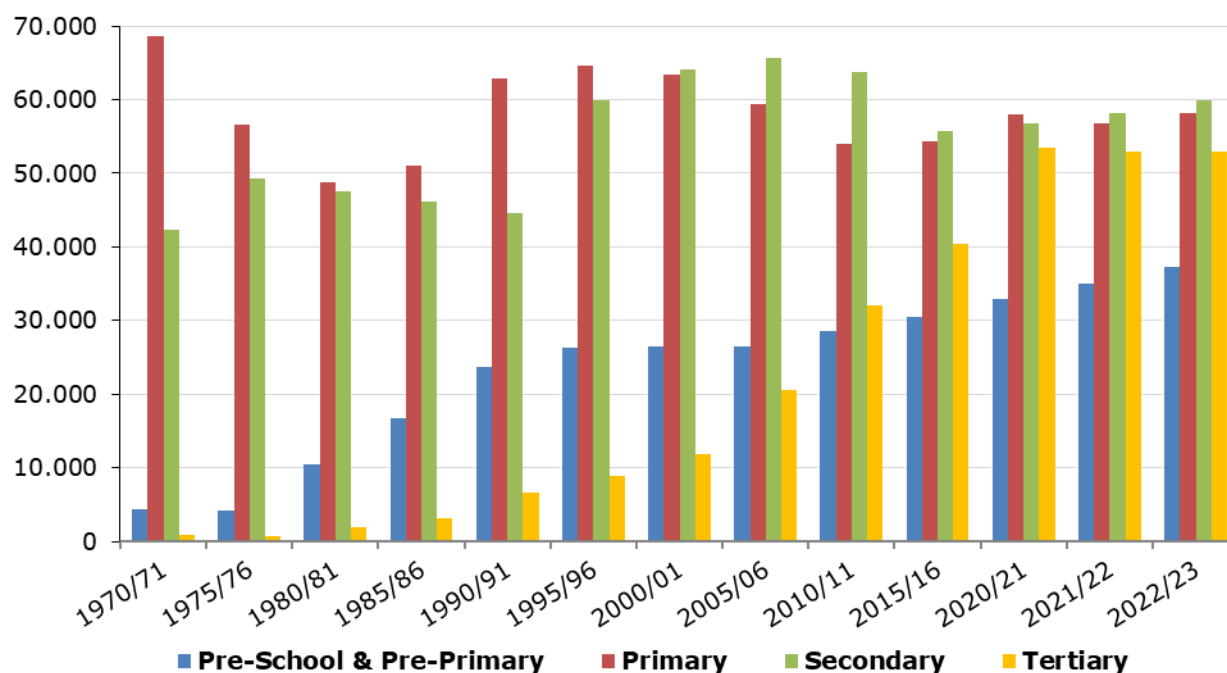
For the school year 2022/2023 in Pre-school and Pre-primary education, 764 kindergartens and day nurseries operated with 37.344 children, recording an increase (6,8%) compared to the 2021/2022 school year, where 728 kindergartens and day nurseries operated with 34.980 children.

In Primary education 358 schools operated with 58.168 pupils, showing an increase (2,3%) compared to 2021/2022 where 360 schools operated with 56.853 pupils.

In Secondary education during 2022/2023, 59.926 pupils enrolled in 171 schools, showing an increase (2,9%) compared to 2021/2022 where 167 schools operated with 58.212 pupils.

In Tertiary education, 58 educational institutions operated with a total number of 52.936 students. The corresponding figures for the academic year 2021/2022, were 58 educational institutions and 52.996 students.

Figure 1: Number of Pupils/Students by Level of Education

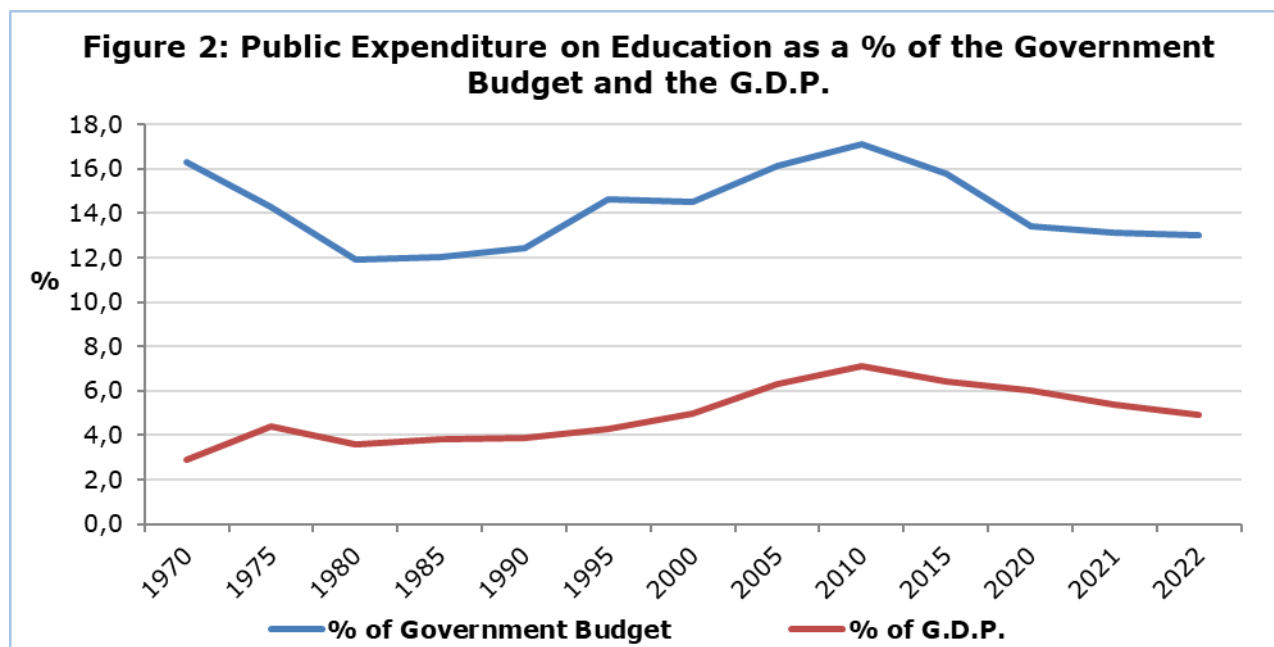


Additionally, in 2022/2023, 11 Special Schools operated with 551 pupils and 211 teachers, while in 2021/2022 for the same number of schools we had 524 pupils and 217 teachers.

Financial Statistics of Education

Public expenditure in all levels of education, amounted to €1.445,9 million in 2022 and accounted for 13,0% of the Government Budget and 4,9% of the Gross Domestic Product.

The corresponding amounts for the financial year 2021 amounted to €1.357,3 million and accounted for 13,1% of the Government Budget and 5,4% of the Gross Domestic Product.



The cost per student for public education, in 2022 measured, in terms of current expenditure, €5.770 for Pre-School and Pre-Primary, €8.082 for Primary, €12.026 for Secondary General, €14.361 for Secondary Vocational and €13.591 for Tertiary education.

The corresponding current expenditure per pupil, for public education, in 2021, was €5.637 for Pre-School and Pre-Primary, €7.377 for Primary, €11.419 for Secondary General, €14.006 for Secondary Vocational and €12.955 for Tertiary education.

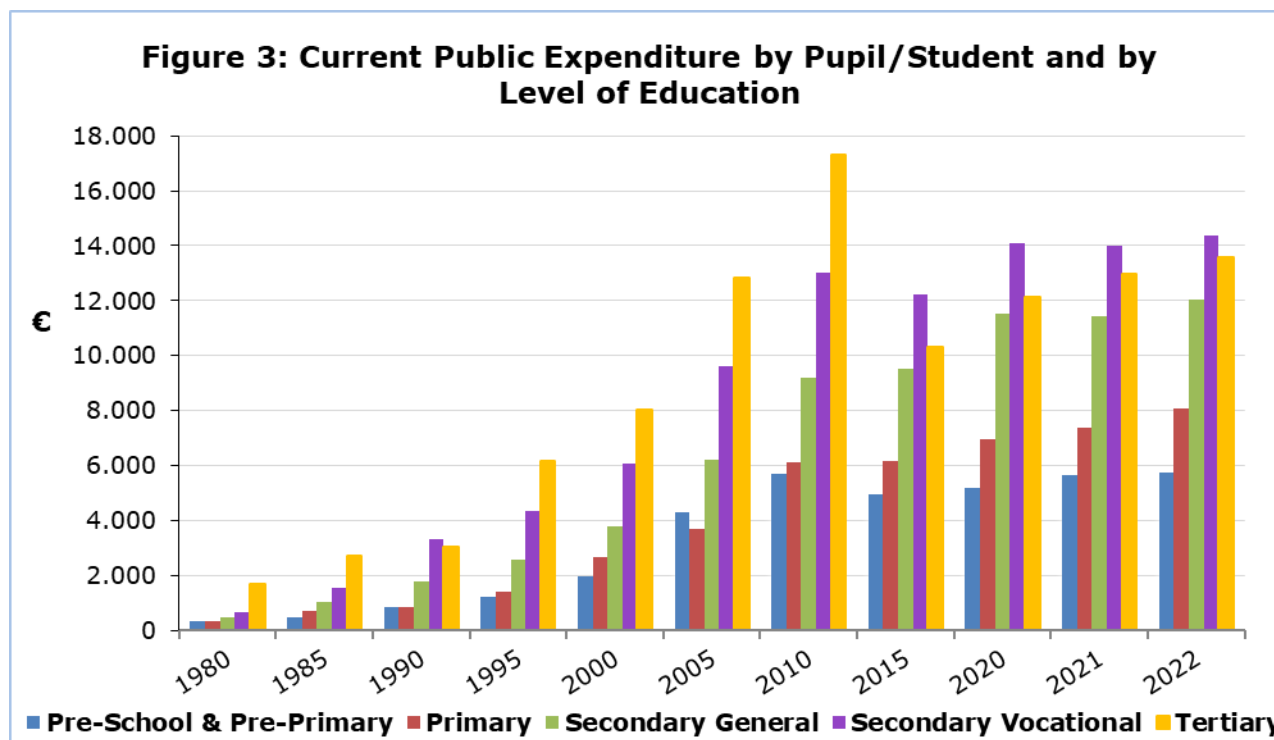


Table 1

School Year	Pupils/Students by Education Level			
	Pre-School & Pre-Primary	Primary	Secondary	Tertiary
2022/23	37.344	58.168	59.926	52.936
2021/22	34.980	56.853	58.212	52.996
2020/21	32.958	58.093	56.714	53.508
2019/20	33.329	58.779	55.922	53.192
2018/19	33.108	58.060	55.499	50.211
2017/18	32.522	56.699	54.966	47.169
2015/16	30.471	54.292	55.711	40.347
2010/11	28.582	54.083	63.764	32.118
2005/06	26.557	59.401	65.660	20.587
2000/01	26.455	63.387	64.023	11.934
1995/96	26.254	64.660	59.845	8.874
1990/91	23.694	62.962	44.614	6.554
1985/86	16.810	50.990	46.159	3.134
1980/81	10.397	48.701	47.599	1.940
1975/76	4.229	56.554	49.373	602
1970/71	4.325	69.160	42.245	698

Tableç 2

School Year	Educational Institutions by Education Level			
	Pre-School & Pre-Primary	Primary	Secondary	Tertiary
2022/23	764	358	171	58
2021/22	728	360	167	58
2020/21	734	360	168	55
2019/20	743	361	168	57
2018/19	745	361	164	57
2017/18	745	362	165	55
2015/16	726	362	167	48
2010/11	680	368	166	43
2005/06	682	365	158	36
2000/01	642	367	134	32
1995/96	647	381	123	33
1990/91	572	383	108	27
1985/86	423	380	103	16
1980/81	259	443	91	13
1975/76	96	400	80	6
1970/71	109	565	83	5

METHODOLOGICAL INFORMATION

Coverage of Annual Survey on Education

The Annual Survey on Education collects annually detailed data on pupils/students, graduates, staff and funding for all levels of education. It covers all educational institutions, public and private, in the Government controlled areas.

Reference period

The reference period for the data of Pre-School and Pre-Primary, Primary, Secondary and Special education is October 2022. The reference period for Tertiary education is the academic year 2022/2023. For the financial statistics of education, the reference period is the calendar year 2022.

Sources of Data

The data collection is carried out via questionnaires sent to all educational institutions and completed by them following the written instructions. Additionally, administrative sources are used, mainly for the compilation of economic statistics of education.

Definitions

Public expenditure on education as % of Gross Domestic Product (G.D.P.): The total public expenditure on education is compiled according to the definitions and methodology of the European Statistical Service (EUROSTAT). The public expenditure on education as a % of GDP is calculated by dividing the total public expenditure on education, by the amount of the GDP and multiplying by 100.

For further information:

Statistical Service (CYSTAT) Website, subtheme [Education](#)

[CYSTAT-DB](#) (Database)

[Predefined Tables](#) (Excel)

[Methodological Information](#)

The Predefined Tables in Excel format include data up to school year 2018/2019. Data from school year 2019/2020 onwards, are available only in the CYSTAT-DB Online Database.

Contact

Loukia Nicolaou: Tel.: +35722602147, Email: lnicolaou@cystat.mof.gov.cy

Maria Hadjiprokopi: Tel: +35722602146, Email: mhadjiprokopi@cystat.mof.gov.cy

George Georgiou: Tel.: +35722602233, Email: galgeorgiou@cystat.mof.gov.cy