



REPUBLIC OF CYPRUS
MINISTRY OF FINANCE



STATISTICAL SERVICE
1444 NICOSIA

30 May, 2025

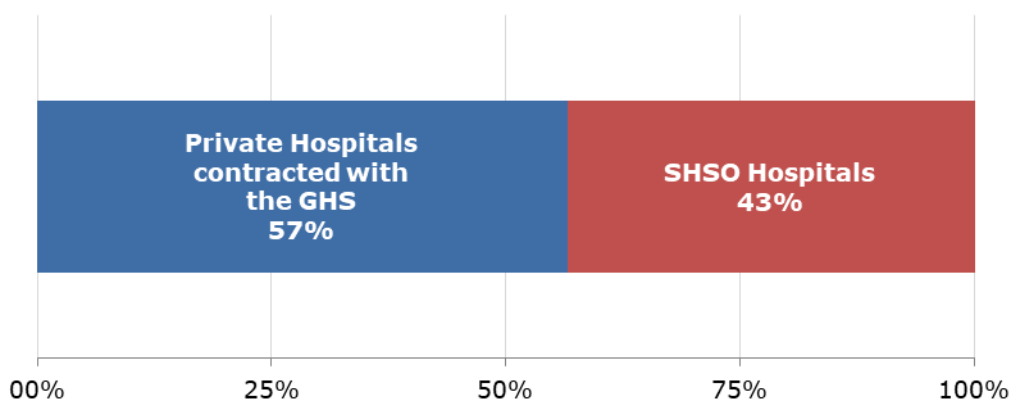
PRESS RELEASE

HEALTH AND HOSPITAL STATISTICS 2023

In-patient Discharges from Hospitals contracted with the General Healthcare System (GHS)

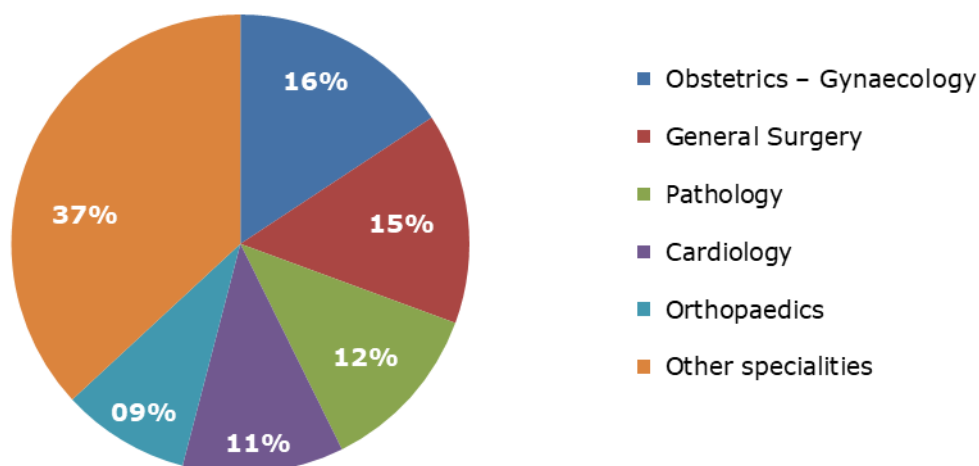
During 2023, 106.808 discharges were issued to in-patients, i.e., to patients who stayed at the hospital for at least one night, compared to 94.654 in 2022, recording an increase of 12,8%. Part of the increase is due to the gradual inclusion of new hospitals in the GHS. Of the total number of in-patient discharges issued in 2023, a percentage of 43,4% referred to the hospitals of the State Health Service Organisation (SHSO), whereas the remaining 56,6% referred to the private hospitals contracted with the GHS.

Figure 1: Percentage Distribution of In-patient Discharges from Hospitals Contracted with the GHS by Provider, 2023



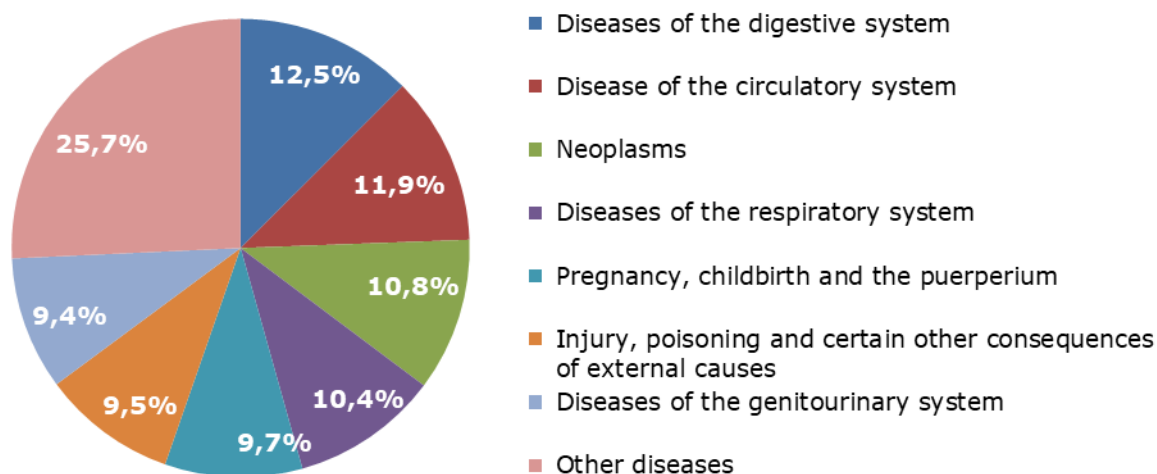
The highest share of discharges among in-patients was issued from the speciality of Obstetrics and Gynaecology with 15,7%, followed by the specialities of General Surgery with 14,9%, Pathology with 12,1%, Cardiology with 11,4% and Orthopaedics with 9,1%. The term speciality refers to the speciality of the physician who submitted the claim for the incident. It should be stated that for each discharge it is possible to submit only one claim exclusively from the physician to whom the incident has been assigned, regardless of whether during the hospitalization the patient also received health care services from physicians of other specialities.

Figure 2: Percentage Distribution of In-patient Discharges from Hospitals Contracted with GHS by Physician's Speciality, 2023



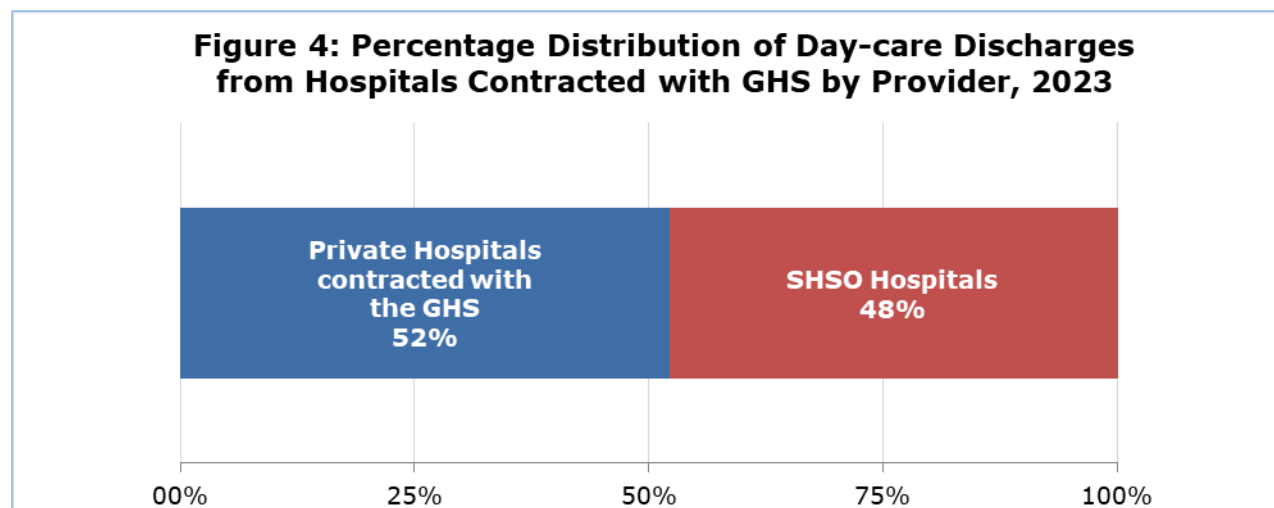
According to the diagnosis at discharge, the diseases of the digestive system recorded a percentage of 12,5%, followed by the diseases of the circulatory system with 11,9%, neoplasms with 10,8%, the diseases of the respiratory system with 10,4%, pregnancy, childbirth and the puerperium with 9,7%, injury, poisoning and certain other consequences of external causes with 9,5% and the diseases of the genitourinary system with 9,4%.

Figure 3: Percentage Distribution of In-patient Discharges from Hospitals Contracted with GHS by Specific Disease Category, 2023

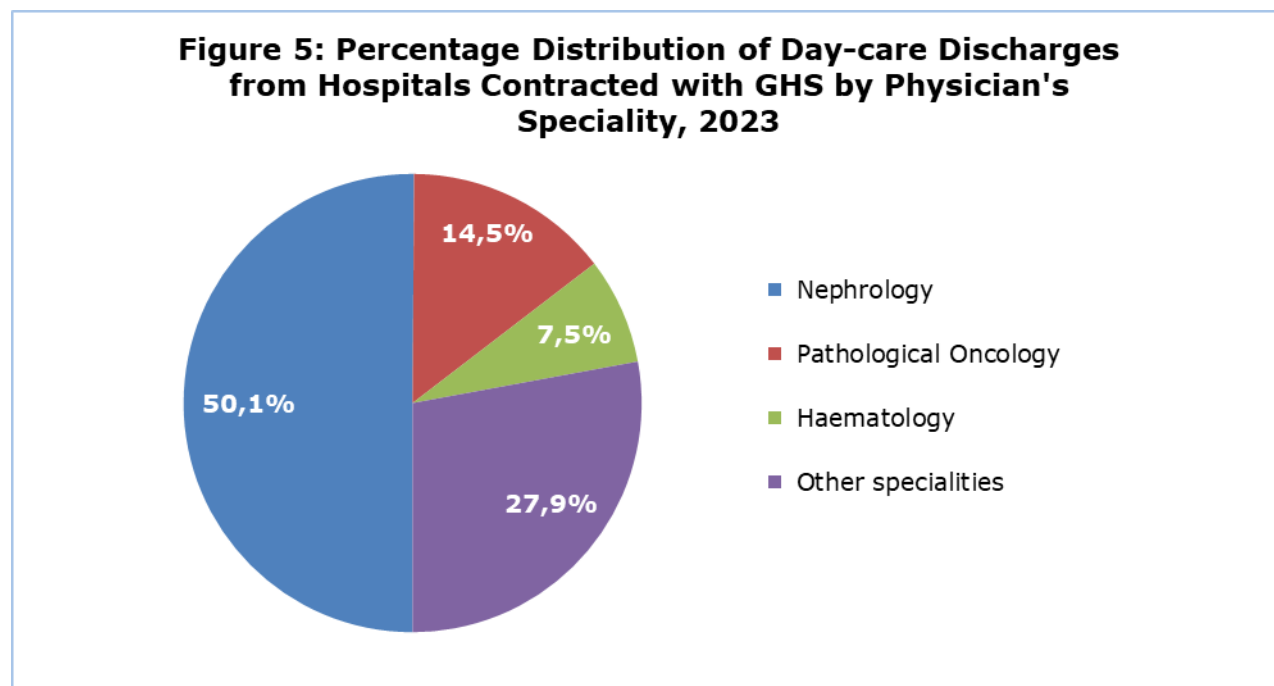


Day-care patient discharges from Hospitals contracted with the General Healthcare System (GHS)

During 2023, 319.684 discharges were issued to day-care patients, namely to patients admitted in a hospital, received a planned medical care and were discharged at the same day, compared to 278.059 in 2022, recording an increase of 15,0%. This increase is partly due to the inclusion of new private day-care hospitals in the GHS in 2023. Of the discharges issued to day-care patients in 2023, a percentage of 47,8% referred to SHSO hospitals, whereas the remaining percentage of 52,2% referred to private hospitals contracted with the GHS.



As regards the discharges by the physician's speciality, the speciality of Nephrology recorded the highest percentage of 50,1%, followed by Pathological Oncology with 14,5% and Haematology with 7,5%.



Out-patient Attendances

During 2023 a total of 7.947.329 out-patient attendances were recorded compared to 7.669.535 in 2022, recording an increase of 3,6%.

Of the total number of out-patient attendances in 2023, 831.321 (percentage of 10,5%) were performed at the out-patient departments of SHSO hospitals and health centres, whereas 7.116.008 (percentage of 89,5%) were performed to physicians of the private sector contracted with the GHS.

As regards the type of health care provider, of the out-patient attendances to personal doctors, a percentage of 10,1% was performed at SHSO hospitals and health centres, whereas the remaining percentage of 89,9% was performed to physicians of the private sector contracted with the GHS.

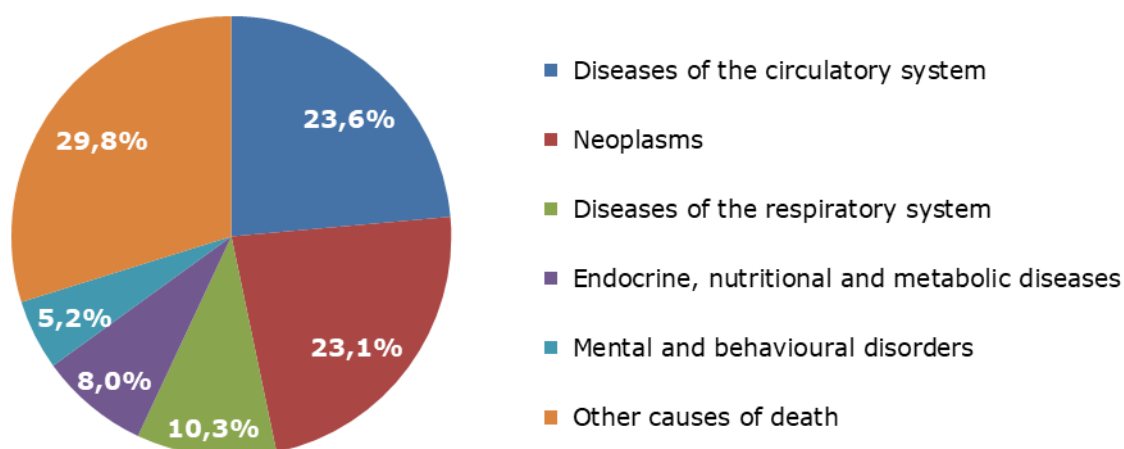
Of the out-patient attendances to special doctors, a percentage of 10,8% was performed at SHSO hospitals and health centres, whereas the remaining percentage of 89,2% was performed to physicians of the private sector contracted with the GHS.

Attendances to	Total		SHSO Hospitals and Health Centres		GHS Private Doctors	
	No.	%	No.	%	No.	%
Personal doctors	4.023.906	100,0%	407.920	10,1%	3.615.986	89,9%
Specialists	3.923.423	100,0%	423.401	10,8%	3.500.022	89,2%
Total	7.947.329	100,0%	831.321	10,5%	7.116.008	89,5%

Deaths by Cause of Death

In 2023, 6.897 deaths have been recorded, including all deaths of residents, as well as non-residents dying in Cyprus. A percentage of 53,2% of total deaths (3.666 deaths) referred to men, whereas 46,8% (3.231 deaths) referred to women. The main causes of death were diseases of the circulatory system (23,6%), neoplasms (23,1%), diseases of the respiratory system (10,3%), endocrine, nutritional and metabolic diseases (8,0%), as well as mental and behavioural disorders (5,2%). Other causes of death follow with lower frequencies.

Figure 6: Percentage Distribution of Death by Cause of Death, 2023



METHODOLOGICAL INFORMATION

Definitions

In-patient – Is a person who has been through the full admission procedure in a hospital, stayed at the hospital for treatment for at least one night and for whom a “Patient’s File” has been prepared.

Day-care patient – Is a person who has been through the full admission procedure in a hospital, was admitted and discharged at the same day and for whom a “Patient’s File” has been prepared.

Discharge – Is the conclusion of a period of in-patient care, irrespective of whether the patient returned home, was sent to another hospital, left the hospital without medical advice or died.

Out-patient attendance – Is the visit of the patient to an out-patient department of a hospital, clinic or the visit to a medical office.

Sources of Data and Coverage

Coverage. Up to May 2019, medical care in Cyprus was provided through the public and private sector health services. From June 2019 the gradual implementation of the GHS began, firstly at the level of the primary care (out-patient visits) and from June 2020, at the level of in-patient and day-care. The number of private hospitals contracted to GESY is gradually increasing. The figures included at the present press release refer to the primary care and the in-patient and day-care provided from all medical institutions contracted with the GHS i.e., medical institutions of the SHSO and of the private sector, in the Government controlled areas.

In-patient and day-care patient discharges. Data on patients who are admitted for treatment and discharged from the hospitals contracted with the GHS have been obtained from the IT system of the HIO.

Out-patient attendances. The data on out-patient attendances performed at the hospitals and physicians’ offices contracted with the GHS have been obtained from the IT system of the HIO.

Causes of death. The source is the Cause of Death Register owned by the Health Monitoring Unit of the Ministry of Health. The total number of deaths recorded in the register, includes all deaths occurring in Cyprus, both of residents and non-residents, as well as deaths of Cypriot residents occurring abroad.

For more information:

CYSTAT Portal, subtheme [Health](#)

[CYSTAT-DB](#) (Online Database)

[Predefined Tables](#) (Excel)

Contact

Eleni Kyriacou: Tel: +35722605114, Email: ekyriacou@cystat.mof.gov.cy

Nicoletta Petrou: Tel: +35722602158, Email: npetrou@cystat.mof.gov.cy