



REPUBLIC OF CYPRUS



STATISTICAL SERVICE
1444 NICOSIA

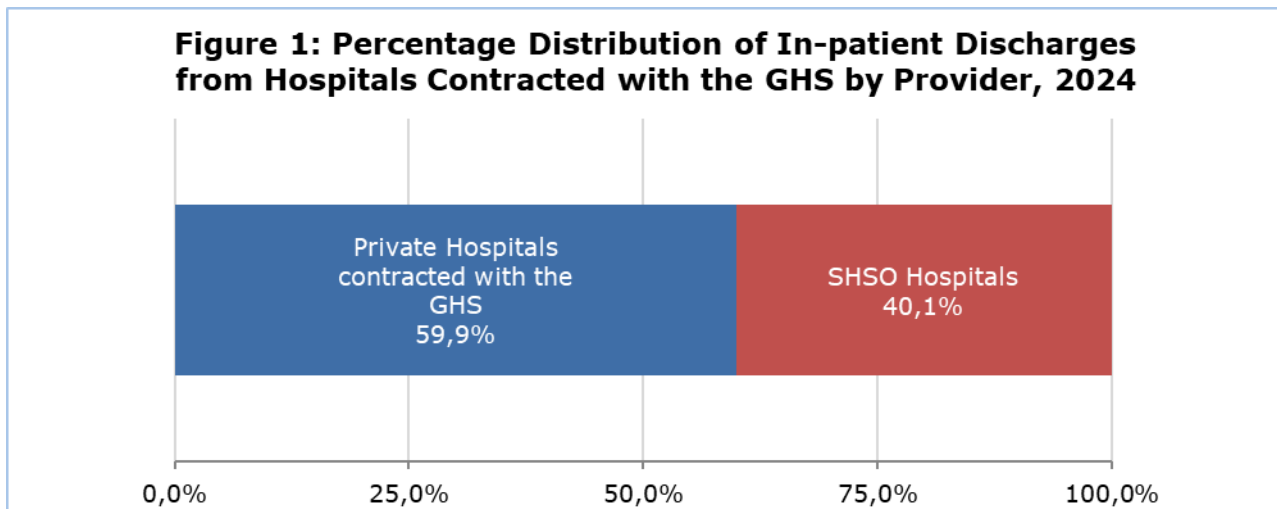
28 May, 2026

PRESS RELEASE

HEALTH AND HOSPITAL STATISTICS 2024

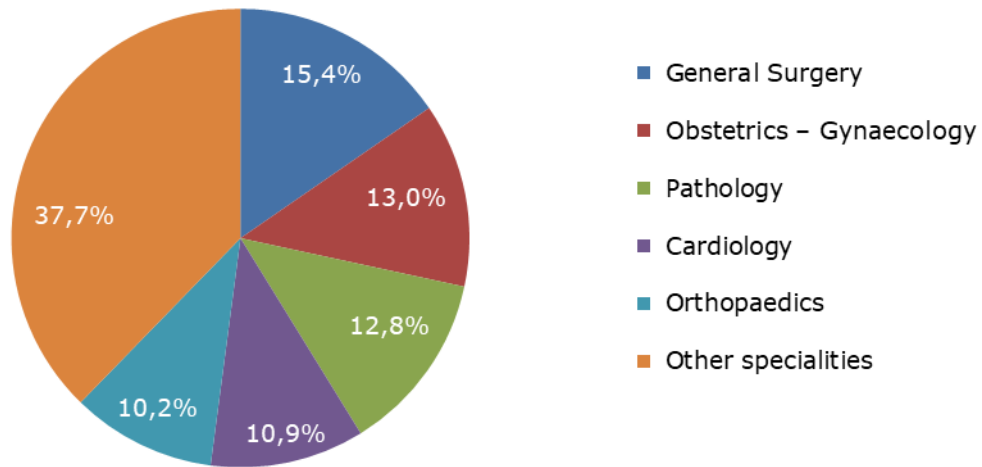
In-patient Discharges from Hospitals Contracted with the General Healthcare System (GHS)

During 2024, 116.485 discharges were issued to in-patients, i.e., to patients who stayed at the hospital for at least one night, compared to 106.808 in 2023, recording an increase of 9,1%. Part of the increase is due to the gradual inclusion of new hospitals in the GHS. Of the total number of in-patient discharges issued in 2024, a percentage of 40,1% referred to the hospitals of the State Health Service Organisation (SHSO), whereas the remaining 59,9% referred to the private hospitals contracted with the GHS.



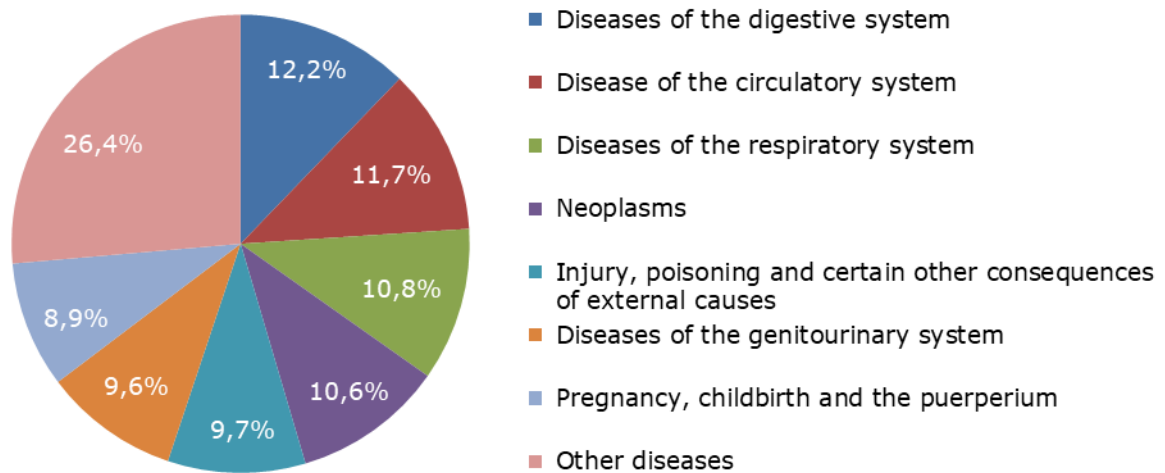
The highest share of discharges among in-patients was issued from the speciality of General Surgery with 15,4%, followed by the specialities of Obstetrics and Gynaecology with 13,0%, Pathology with 12,8%, Cardiology with 10,9% and Orthopaedics with 10,2%. The term speciality refers to the speciality of the physician who submitted the claim for the incident. It should be stated that for each discharge it is possible to submit only one claim exclusively from the physician to whom the incident has been assigned, regardless of whether during the hospitalization the patient also received health care services from physicians of other specialities.

Figure 2: Percentage Distribution of In-patient Discharges from Hospitals Contracted with GHS by Physician's Speciality, 2024



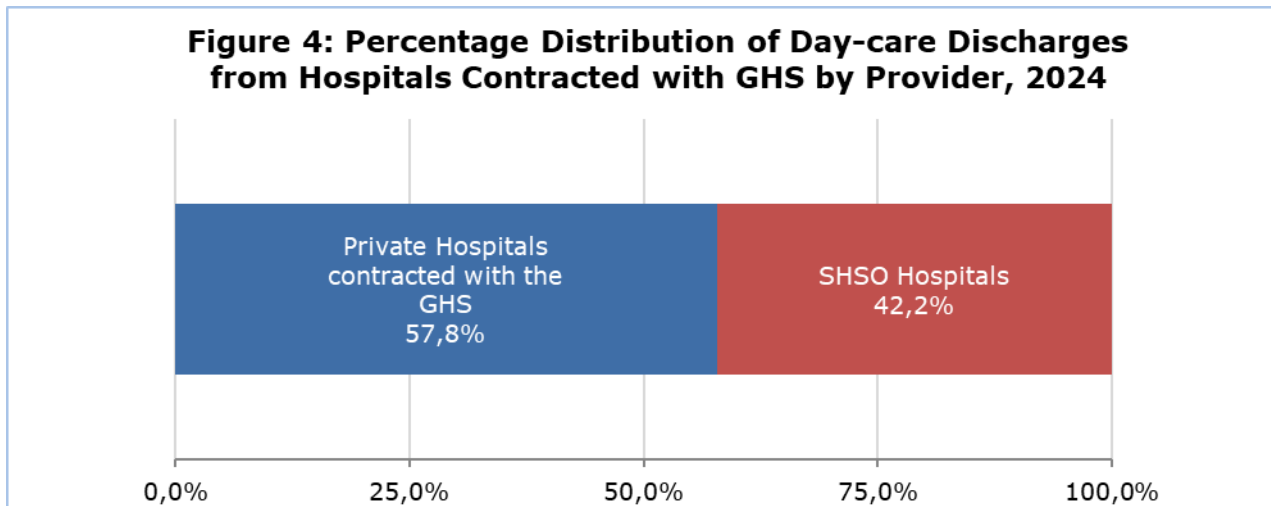
According to the diagnosis at discharge, the diseases of the digestive system recorded a percentage of 12,2%, followed by the diseases of the circulatory system with 11,7%, the diseases of the respiratory system with 10,8%, neoplasms with 10,6%, injury, poisoning and certain other consequences of external causes with 9,7%, the diseases of the genitourinary system with 9,6% and pregnancy, childbirth and the puerperium with 8,9%.

Figure 3: Percentage Distribution of In-patient Discharges from Hospitals Contracted with GHS by Specific Disease Category, 2024

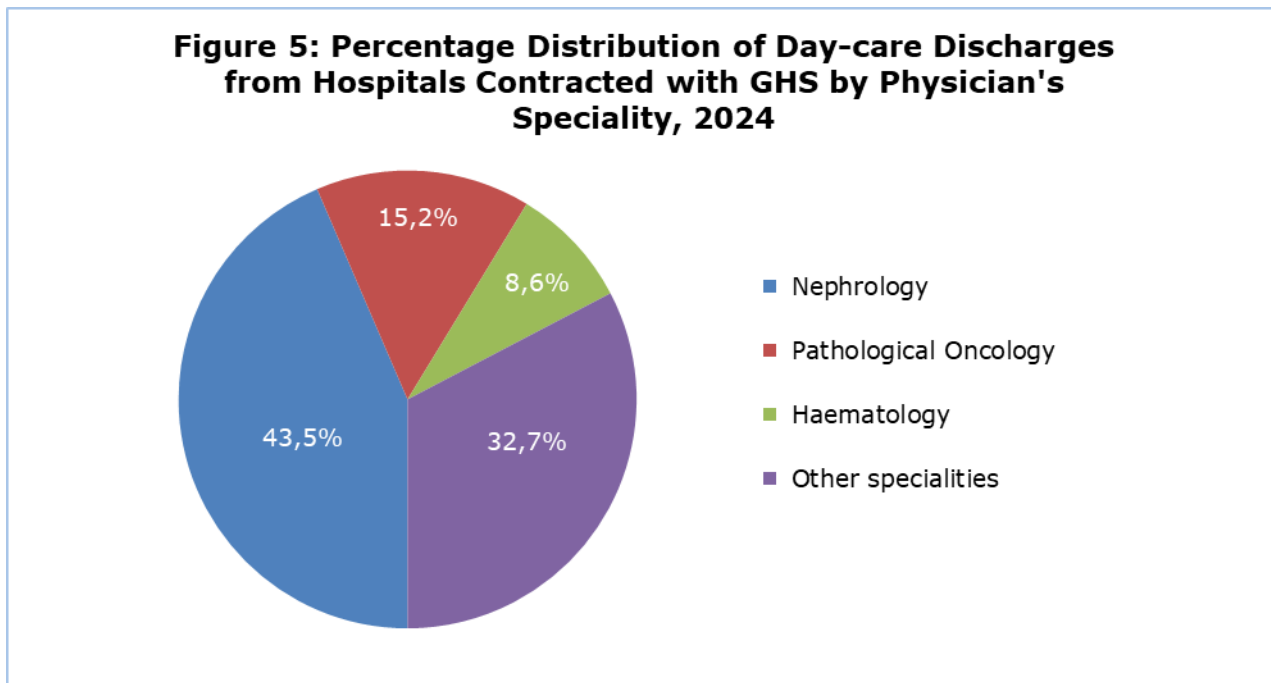


Day-care Patient Discharges from Hospitals Contracted with the General Healthcare System (GHS)

During 2024, 355.619 discharges were issued to day-care patients, namely to patients admitted in a hospital, received a planned medical care and were discharged at the same day, compared to 319.684 in 2023, recording an increase of 11,2%. This increase is partly due to the inclusion of new private day-care hospitals in the GHS in 2024. Of the discharges issued to day-care patients in 2024, a percentage of 42,2% referred to SHSO hospitals, whereas the remaining percentage of 57,8% referred to private hospitals contracted with the GHS.



As regards the discharges by the physician's speciality, the speciality of Nephrology recorded the highest percentage of 43,5%, followed by Pathological Oncology with 15,2% and Haematology with 8,6%.



Out-patient Attendances

During 2024 a total of 8.101.688 out-patient attendances were recorded compared to 7.947.329 in 2023, recording an increase of 1,9%.

Of the total number of out-patient attendances in 2024, 809.766 (percentage of 10,0%) were performed at the out-patient departments of SHSO hospitals and health centres, whereas 7.291.922 (percentage of 90,0%) were performed to physicians of the private sector contracted with the GHS.

As regards the type of health care provider, of the out-patient attendances to personal doctors, a percentage of 9,5% was performed at SHSO hospitals and health centres, whereas the remaining percentage of 90,5% was performed to physicians of the private sector contracted with the GHS.

Of the out-patient attendances to special doctors, a percentage of 10,4% was performed at SHSO hospitals and health centres, whereas the remaining percentage of 89,6% was performed to physicians of the private sector contracted with the GHS.

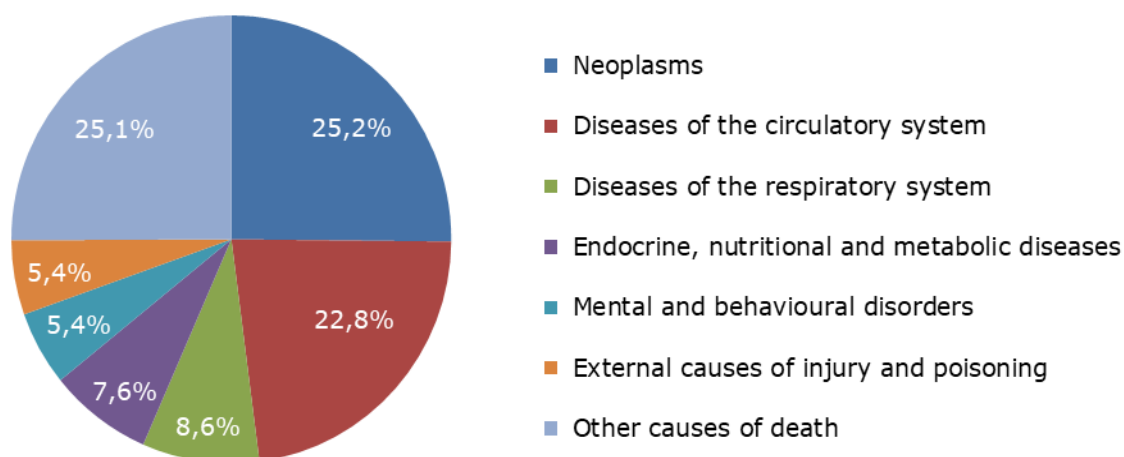
Table

Attendances to	Total		SHSO Hospitals and Health Centres		GHS Private Doctors	
	No.	%	No.	%	No.	%
Personal doctors	3.928.269	100,0	374.345	9,5	3.553.924	90,5
Specialists	4.173.419	100,0	435.421	10,4	3.737.998	89,6
Total	8.101.688	100,0	809.766	10,0	7.291.922	90,0

Deaths by Cause of Death

In 2024, 6.925 deaths have been recorded, including all deaths of residents, as well as non-residents dying in Cyprus. A percentage of 54,5% of total deaths (3.773 deaths) referred to men, whereas 45,5% (3.152 deaths) referred to women. The main causes of death were neoplasms (25,2%), diseases of the circulatory system (22,8%), diseases of the respiratory system (8,6%), endocrine, nutritional and metabolic diseases (7,6%), mental and behavioural disorders (5,4%), external causes of injury and poisoning (5,4%) and with the same percentage (5,4%) external causes of injury and poisoning. The remaining causes of deaths with lower rates are included in the category of "Other causes of death".

Figure 6: Percentage Distribution of Death by Cause of Death, 2024



METHODOLOGICAL INFORMATION

Definitions

In-patient – Is a person who has been through the full admission procedure in a hospital, stayed at the hospital for treatment for at least one night and for whom a “Patient’s File” has been prepared.

Day-care patient – Is a person who has been through the full admission procedure in a hospital, was admitted and discharged at the same day and for whom a “Patient’s File” has been prepared.

Discharge – Is the conclusion of a period of in-patient care, irrespective of whether the patient returned home, was sent to another hospital, left the hospital without medical advice or died.

Out-patient attendance – Is the visit of the patient to an out-patient department of a hospital, clinic or the visit to a medical office.

Sources of Data and Coverage

Coverage. Up to May 2019, medical care in Cyprus was provided through the public and private sector health services. From June 2019 the gradual implementation of the GHS began, firstly at the level of the primary care (out-patient visits) and from June 2020, at the level of in-patient and day-care. The number of private hospitals contracted to GESY is gradually increasing. The figures included at the present press release refer to the primary care and the in-patient and day-care provided from all medical institutions contracted with the GHS i.e., medical institutions of the SHSO and of the private sector, in the Government controlled areas.

In-patient and day-care patient discharges. Data on patients who are admitted for treatment and discharged from the hospitals contracted with the GHS have been obtained from the IT system of the HIO.

Out-patient attendances. The data on out-patient attendances performed at the hospitals and physicians’ offices contracted with the GHS have been obtained from the IT system of the HIO.

Causes of death. The source is the Cause of Death Register owned by the Health Monitoring Unit of the Ministry of Health. The total number of deaths recorded in the register, includes all deaths occurring in Cyprus, both of residents and non-residents, as well as deaths of Cypriot residents occurring abroad.

For more information:

CYSTAT Portal, subtheme [Health](#)

[CYSTAT-DB](#) (Online Database)

[Predefined Tables](#) (Excel)

[Methodological Information](#)

The [Predefined Tables](#), available in Excel format, include data up to year 2023. Data from 2024 onwards are available only in the [CYSTAT-DB Online Database](#).

Contact

Eleni Kyriacou: Tel.: +357-22605114, Email: ekyriacou@cystat.mof.gov.cy

Nicoletta Petrou: Tel.: +357-22602158, Email: npetrou@cystat.mof.gov.cy