



**REPUBLIC OF CYPRUS**



**STATISTICAL SERVICE**

# **TOURISM STATISTICS 2020 - 2022**

**ISSN: 2672-8044**

**© Copyright: 2023 Republic of Cyprus**

Quotations are permitted on the condition that the source is stated.

## CONTENTS

Preface.....	4
<b>I. INTRODUCTION.....</b>	<b>5</b>
1. General developments in 2020, 2021 and 2022.....	5
2. Travelers.....	5
3. Tourists.....	6
4. Revenue from tourism.....	7
5. Residents.....	9
<b>II. COVERAGE OF DATA PRESENTED.....</b>	<b>11</b>
<b>III. SOURCES OF DATA.....</b>	<b>11</b>
<b>IV. DEFINITIONS OF TERMS USED.....</b>	<b>12</b>
<b>V. SYMBOLS USED.....</b>	<b>12</b>
<b>VI. DETAILED TABLES.....</b>	<b>13</b>

## **PREFACE**

The report "Tourism Statistics" is published since 1973, aiming to provide basic information on the movement of travelers, the tourist flow as well as the trips of residents of Cyprus abroad.

The report provides, inter alia, statistics referring to the arrivals of the various categories of travelers, such as tourists, residents of Cyprus and same day visitors. Specifically for the category of tourists, additional information is provided concerning the purpose of visit, the country of usual residence, the length of stay, the type of accommodation establishment etc.

Data on the total revenue from tourism as well as data on per person and per day expenditure of tourists by country of usual residence, type of tourist accommodation etc, are also included in the report.

The report was prepared by Ms. L. Panayidou and other staff of the Division of Demography, Social Statistics and Tourism, under the guidance of Ms. L. Makri and the general supervision of Ms. K. Onisiforou, Head of the Division.

Stavros Karagiorgis  
Director  
Statistical Service

December, 2023

## **I. INTRODUCTION**

### **1. GENERAL DEVELOPMENTS IN 2020<sup>1</sup>, 2021 AND 2022**

The movement of travelers to and from Cyprus in 2022 recorded an increase compared to the years 2021 and 2020. Total arrivals of travelers reached 4.833.939 recording an increase of 85,8% and departures totaled 4.815.779, also recording an increase of 86,4%, compared to 2021.

Tourists increased by 65,3% and reached 3.201.080 in 2022 compared to 1.936.931 in 2021 and 631.609 in 2020.

The United Kingdom is the most important source of tourism in Cyprus in 2022, having a share of 37,9% of the total tourist traffic, followed by Israel with 8,7%, Germany with 6,2% and Poland with 5,8%.

In 2022, revenue from tourism was estimated at €2.439,2 mn, compared to €1.513,6 mn in 2021 and €392,0 mn in 2020. Tourism revenue in 2022 recorded an increase of 61,2% compared to 2021.

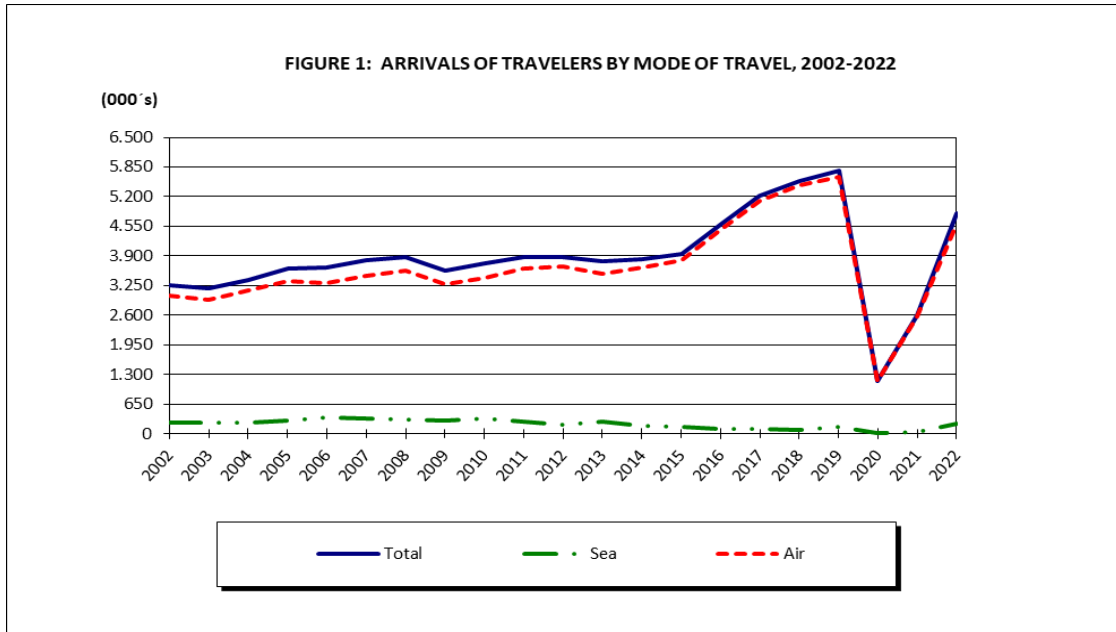
The trips of residents of Cyprus abroad increased by 145,2% in 2022, and reached 1.259.643 as compared to 513.660 in 2021 and 485.806 in 2020.

### **2. TRAVELERS**

During 2022, the number of travelers that arrived in Cyprus reached 4.833.939 (Figure 1), compared to 2.601.786 in 2021, recording an increase of 85,8%. Departures of travelers also recorded an increase of 86,4% reaching 4.815.779 (2.584.151 in 2021).

---

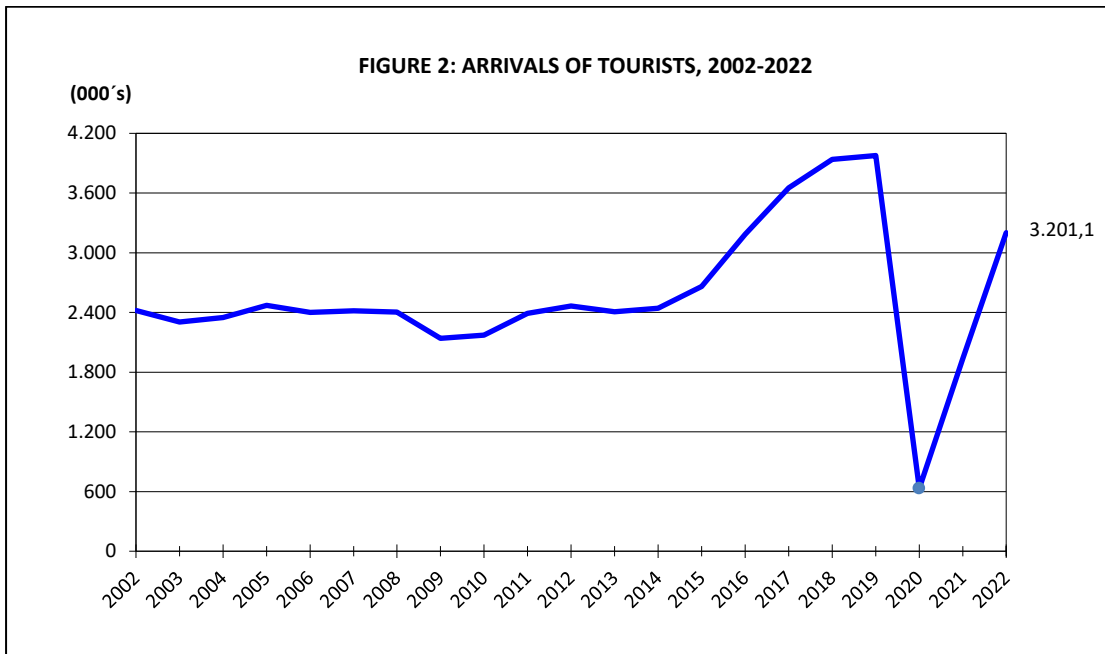
<sup>1</sup> Following the decrees issued by the Government of Cyprus and the measures taken to prevent the spread of the coronavirus pandemic (COVID-19), a ban of entry to Cyprus was imposed on several categories of persons, including tourists, for the period 15/3-8/6/2020. As of 9/6/2020, a gradual easing of the travel restrictions to Cyprus was implemented, allowing arrivals from specific countries, according to the epidemiological risk categorisation issued by the Ministry of Health. As of 18 April 2022, passengers were allowed to enter the Republic of Cyprus from any country of departure.



Air traffic represented 95,5% of arrivals and 95,4% of departures in 2022.

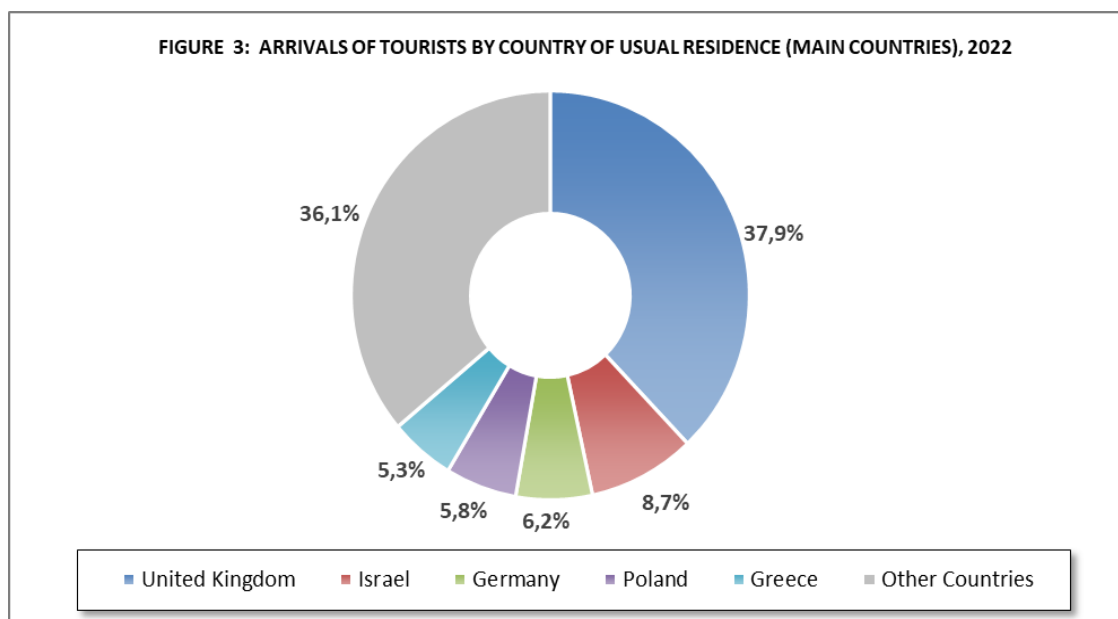
### 3. TOURISTS

Tourist arrivals reached 3.201.080 in 2022, recording an increase of 65,3% over 1.936.931 in 2021 (Figure 2).



Europe is traditionally an important tourism market for Cyprus. Tourists from European countries constituted 85,2% of the total tourist arrivals in 2022, and tourists from European Union countries 40,8%.

During 2022, the United Kingdom was the most important source of tourism for Cyprus with a share of 37,9% of the total tourist traffic, followed by Israel with 8,7%, Germany with 6,2%, Poland with 5,8%, Greece with 5,3%, Sweden with 3,7%, Austria with 2,2% and Denmark with 2,1% (Figure 3).



During 2022, a proportion of 46,6% of tourists stated that they stayed in hotels with stars, 13,4% in hotel apartments and tourist villages, 15,6% with friends and relatives, 4,4% in owned residence and 20,0% elsewhere.

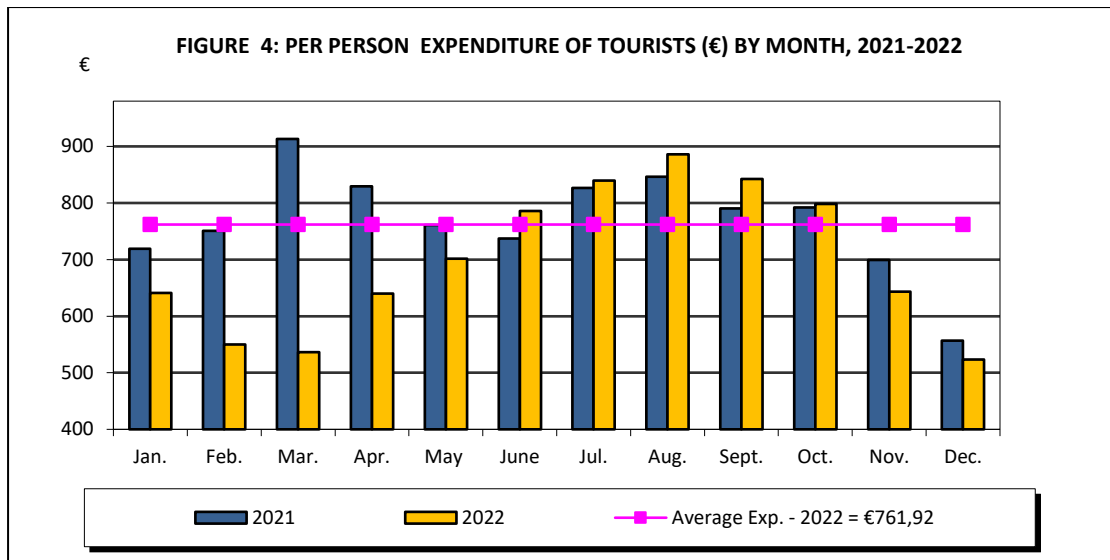
Out of the total number of tourists, 35,7% stated that they stayed in Pafos, 16,2% in Ayia Napa, 12,1% in Larnaka, 12,0% in Limassol, 11,2% in Paralimni and smaller proportions in other areas.

The mean duration of stay in 2022 was 9,4 nights.

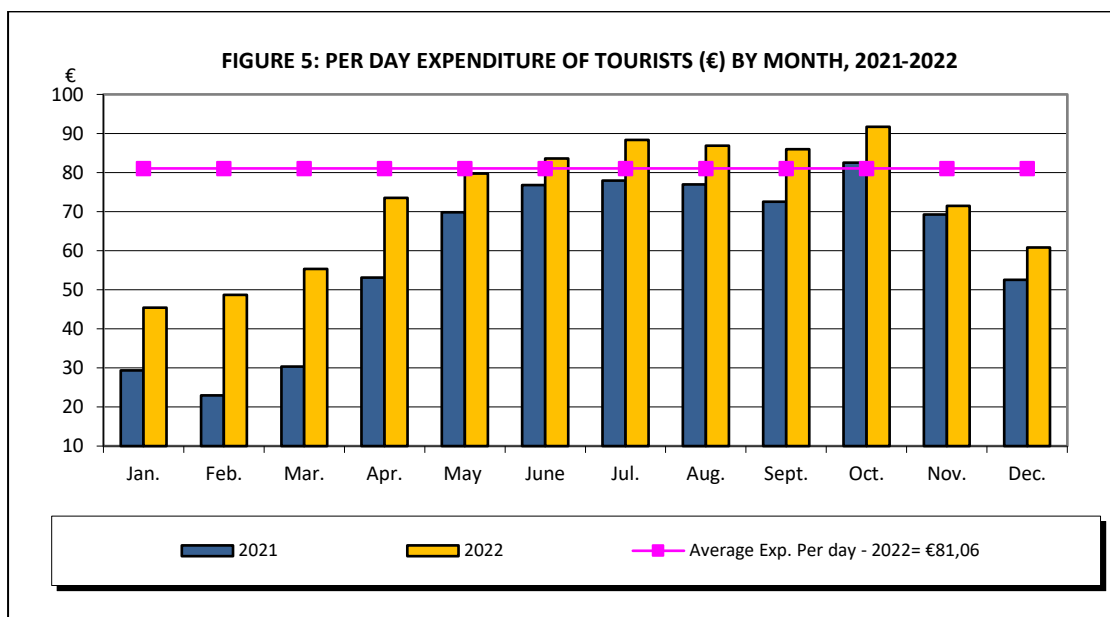
#### **4. REVENUE FROM TOURISM**

The total revenue from tourism is estimated at €2.439,2 mn in 2022, compared to €1.513,6 mn in 2021, recording an increase of 61,2%.

The average expenditure per person was €761,92 in 2022 recording a decrease of 2,5% from 2021. The highest average expenditure per person in 2022 was recorded in the month of August with €885,98 and the lowest in the month of December with €523,42 (Figure 4).

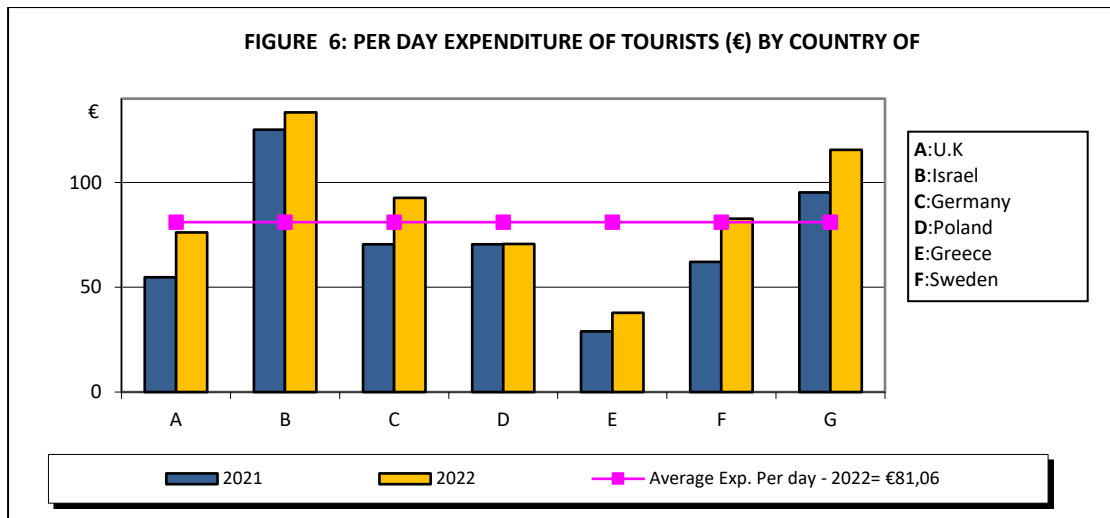


Daily tourist expenditure during the year 2022 reached €81,06, recording an increase of 11,0% as compared to 2021. The highest expenditure per day was recorded in the month of October with €91,75 and the lowest in January with €45,46 (Figure 5).



U.K. tourists (the largest tourist market with 37,9% of the total tourists), spent on average in 2022 €76,09 per day, which is by 6,1% below the overall average, while tourists from Israel (the second largest market with 8,7% of the total tourists) spent on average €133,46 which is by 64,6% above the overall average. Tourists from Germany (the third major market with 6,2%), spent on average €92,63 per day or 14,3% above the overall average (Figure 6).

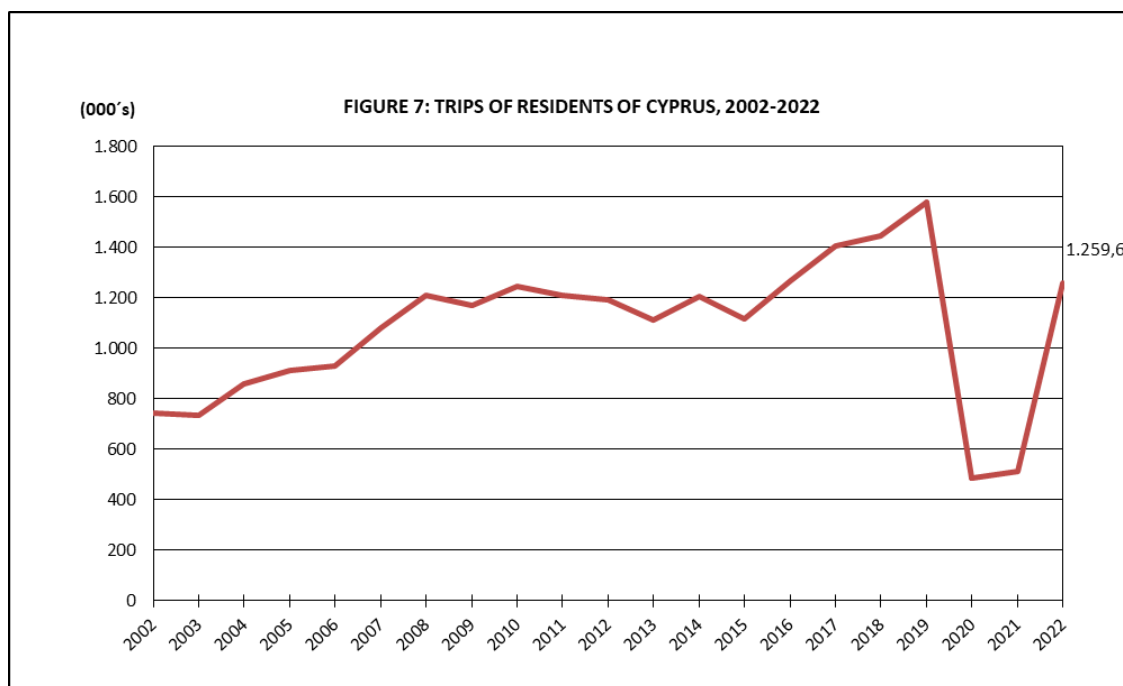




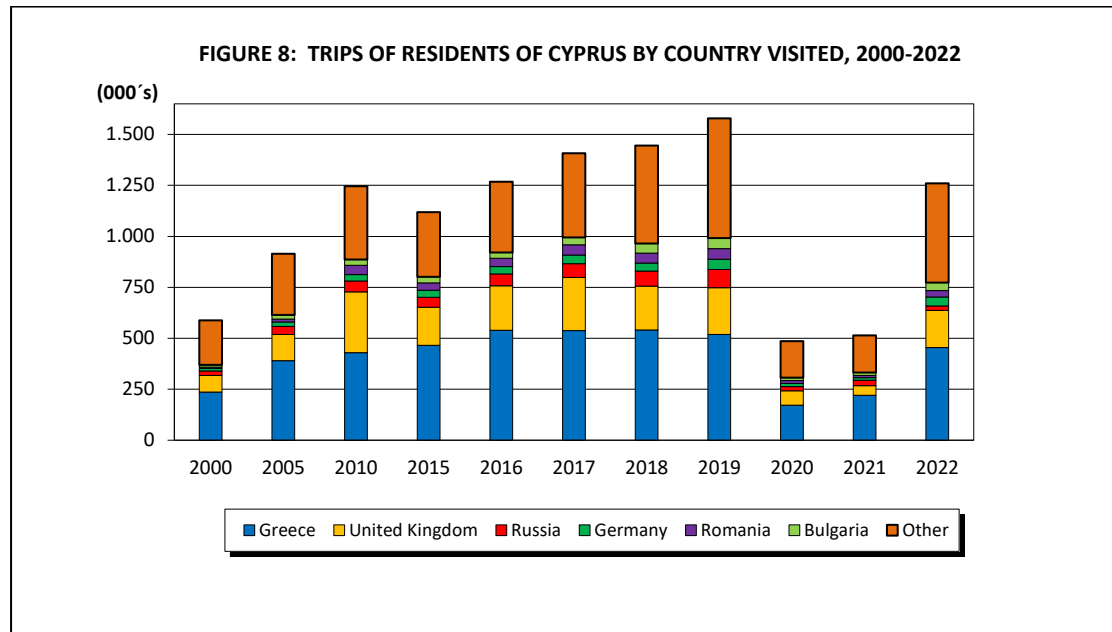
In 2022, tourists staying in Pafos, a location with the highest proportion of tourists (35,7% of the total) recorded an average expenditure per person of €720,06 which is by 5,5% below the overall average, while tourists staying in Ayia Napa (with the second highest proportion of tourists - 16,2% of the total) spent on average €830,32 or 9,0% above the overall average. Tourists staying in Larnaka (12,1%) spent €614,66 or 19,3% below the overall average and tourists in Lemesos (12,0%) spent €786,77 or 3,3% above the overall average.

## 5. RESIDENTS

In 2022, 1.259.643 Cypriots and foreign residents of Cyprus returned from a trip abroad compared to 513.660 in 2021, recording an increase of 145,2% (Figure 7). The peak-season for residents traveling abroad was the period of July-September.



About 36,0% visited Greece, 14,5% the United Kingdom, 4,8% Italy, 3,5% Germany, 3,1% Bulgaria and 2,7% France (Figure 8).



A percentage of 72,3% of the residents of Cyprus traveling abroad stated that the main reason for traveling was holidays, 17,9% stated professional reasons, 7,0% studies and 2,8% other purposes.

Men comprise 50,6% of the residents of Cyprus travelling abroad and women 49,4%. The majority (43,7%), were in the group of 25-44 years old, 30,8% in the group of 45-64 years old and 16,8% in the group of 15-24 years old.

## **II. COVERAGE OF DATA PRESENTED**

The statistics cover arrivals and departures of travelers through ports and airports and they refer to the Government controlled area of Cyprus. Travelers going in and out of the country illegally, through ports and airports of the Turkish occupied area of Cyprus are not included in the statistics.

## **III. SOURCES OF DATA**

The Statistical Service has conducted the Passengers Survey at Arrivals since June 1997. The Passengers Survey at Arrivals is a border sample survey covering arrivals at all points of entry (the international airports and ports). The aim of the survey is to estimate the volume of inbound tourism as well as of other categories of travelers (residents returning from a trip abroad, immigrants and same-day tourists) on the basis of total arrivals of travelers.

The grossing up is effected on the basis of the monthly arrivals of travelers by country of flight and the monthly arrivals by port compiled by the Statistical Service, from statistics provided by the Civil Aviation Department and cruise passenger lists. The Civil Aviation figures are further adjusted by data provided by the Aliens and Immigration Unit (Cyprus Police), on the numbers of transfer passengers on each flight, which are deducted from total arrivals.

For the period of June 2020 – April 2022, as a result of the measures taken by the Government of Cyprus to prevent the spread of the coronavirus pandemic (COVID-19), passengers aiming to travel to and from Cyprus were required to submit their travel information as well as some demographic characteristics in the electronic platform “Cyprus Flight Pass”. The Passengers Survey at Arrivals was therefore temporarily discontinued and the data for the arrivals of tourists as well as for the trips of residents abroad were obtained from the “Cyprus Flight Pass”. Due to the issues that arose from the self-declared information provided by the passengers, the data covering this period should be used with caution.

As of April 2002, the Statistical Service has conducted the Passengers Survey at Departures, in order to estimate the revenue from tourism.

Data for same-day visitors from ports is based on monthly statements prepared by the Analysis and Statistics Office of the Cyprus Police, while data for same-day visitors from airports is estimated from the Passengers Survey at Arrivals.

#### IV. DEFINITIONS OF TERMS USED

**Travelers:** Are all persons who pass through passport control at the ports and airports of Cyprus. The various categories of travelers are visitors, residents and emigrants or immigrants.

**Visitors:** Are persons staying not more than one year in the country visited. There are two main categories of visitors: tourists and same-day visitors.

**Tourists:** Are visitors staying at least one night in the country visited. Their main purpose of visit can be classified under:

- a. Recreation: Holidays, cultural, active sports, visit to friends or relatives, pilgrimage and other leisure purposes.
- b. Professional: Business, meeting, mission etc.
- c. Other purposes: Health, transit.

**Same-day visitors:** Are visitors who do not stay overnight in the country visited.

**Residents of Cyprus:** This category includes persons who have resided in Cyprus for at least 12 months prior to their travel.

**Revenue from Tourism:** It refers to the revenue from tourists during their visit to Cyprus.

#### V. SYMBOLS USED

n.a	=	Not applicable
...	=	Data not available
0	=	Zero or less than half of the unit
r	=	Revised data
e	=	Estimate
(000's)	=	Thousands
(mn.)	=	Millions

The figures may not add up to the total and the percentages may not add up to 100 due to rounding at the blowing-up stage.

## **VI. DETAILED TABLES**

The complete set of detailed tables referring to Tourism Statistics 2020-2022 are available in the relevant Excel files in the sections presented below, at the website of the Statistical Service, at the following link:

<https://www.cystat.gov.cy/en/KeyFiguresList?s=51&tID=3>

A. SUMMARY TABLES

B. TRAVELERS

C. TOURISTS

D. REVENUE FROM TOURISM

E. RESIDENTS