



REPUBLIC OF CYPRUS



STATISTICAL SERVICE

TOURISM STATISTICS 2023

ISSN: 2672-8036

© Copyright: 2024 Republic of Cyprus
Quotations are permitted on the condition that the source is stated

CONTENTS

Preface	4
I. INTRODUCTION	5
1. General developments in 2023	5
2. Travelers	5
3. Toursts	6
4. Revenue from tourism	7
5. Residents	8
II. COVERAGE OF DATA PRESENTED	9
III. SOURCES OF DATA	9
IV. DEFINITIONS OF TERMS USED.....	10
V. SYMBOLS USED	10
VI. DETAILED TABLES	10

PREFACE

The report "Tourism Statistics" is published since 1973, aiming to provide basic information on the movement of travelers, the tourist flow as well as the trips of residents of Cyprus abroad.

The report provides, *inter alia*, statistics referring to the arrivals of the various categories of travelers, such as tourists and residents of Cyprus. Specifically for the category of tourists, additional information is provided concerning the purpose of visit, the country of usual residence, the length of stay, the type of accommodation establishment etc.

Data on the total revenue from tourism as well as data on per person and per day expenditure of tourists by country of usual residence, type of tourist accommodation etc, are also included in the report.

The report was prepared by Ms. L. Panayidou and other staff of the Division of Demography, Social Statistics and Tourism, under the guidance of Ms. L. Makri and the general supervision of Ms. K. Onisiforou, Head of the Division.

Stavros Karagiorgis
Director
Statistical Service

June, 2024

I. INTRODUCTION

1. GENERAL DEVELOPMENTS IN 2023

The movement of travelers to and from Cyprus in 2023 recorded an increase compared to 2022. Total arrivals of travelers reached 6.107.725 recording an increase of 26,4% and departures totaled 6.105.574, also recording an increase of 26,8%, compared to 2022.

Tourists increased by 20,1% and reached 3.845.652 in 2023 compared to 3.201.080 in 2022.

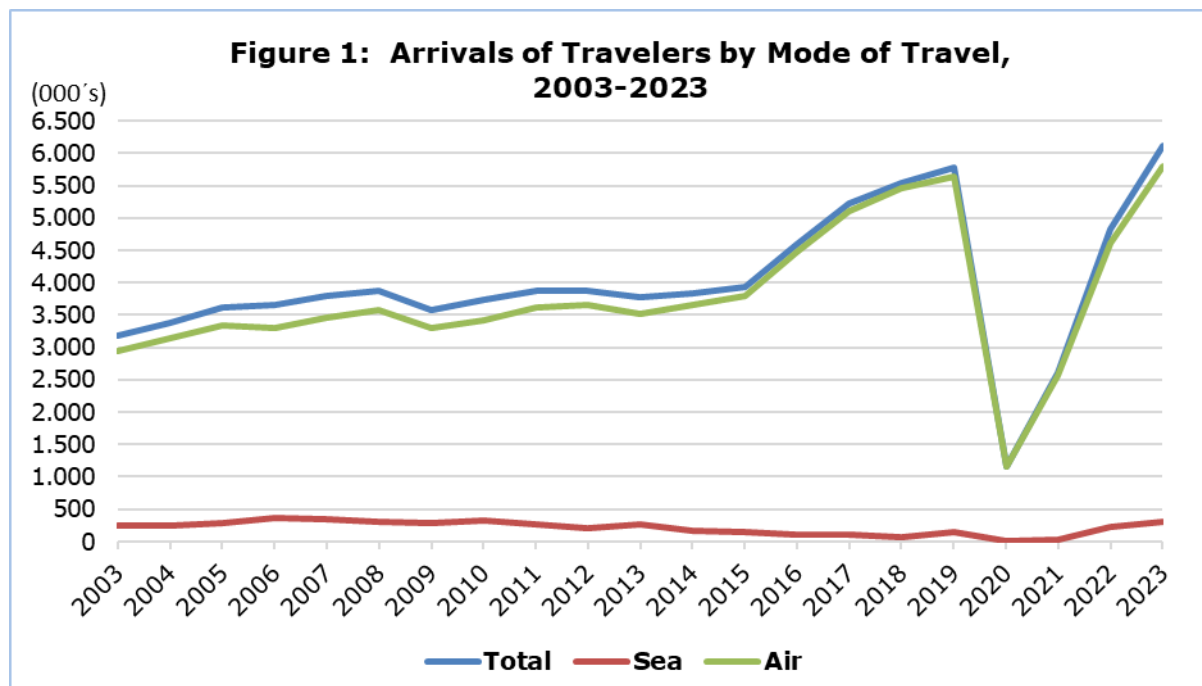
The United Kingdom is the most important source of tourism in Cyprus in 2023, having a share of 33,9% of the total tourist traffic, followed by Israel with 10,7%, Poland with 7,1% and Germany with 5,5%.

In 2023, revenue from tourism was estimated at €2.990,6 mn, compared to €2.439,2 mn in 2022, recording an increase of 22,6%.

The trips of residents of Cyprus abroad increased by 33,4% in 2023 and reached 1.680.345 as compared to 1.259.643 in 2022.

2. TRAVELERS

During 2023, the number of travelers that arrived in Cyprus reached 6.107.725 (Figure 1), compared to 4.833.939 in 2022, recording an increase of 26,4%. Departures of travelers also recorded an increase of 26,8%, reaching 6.105.574.



Air traffic constituted 95,1% of arrivals and 95,2% of departures in 2023.

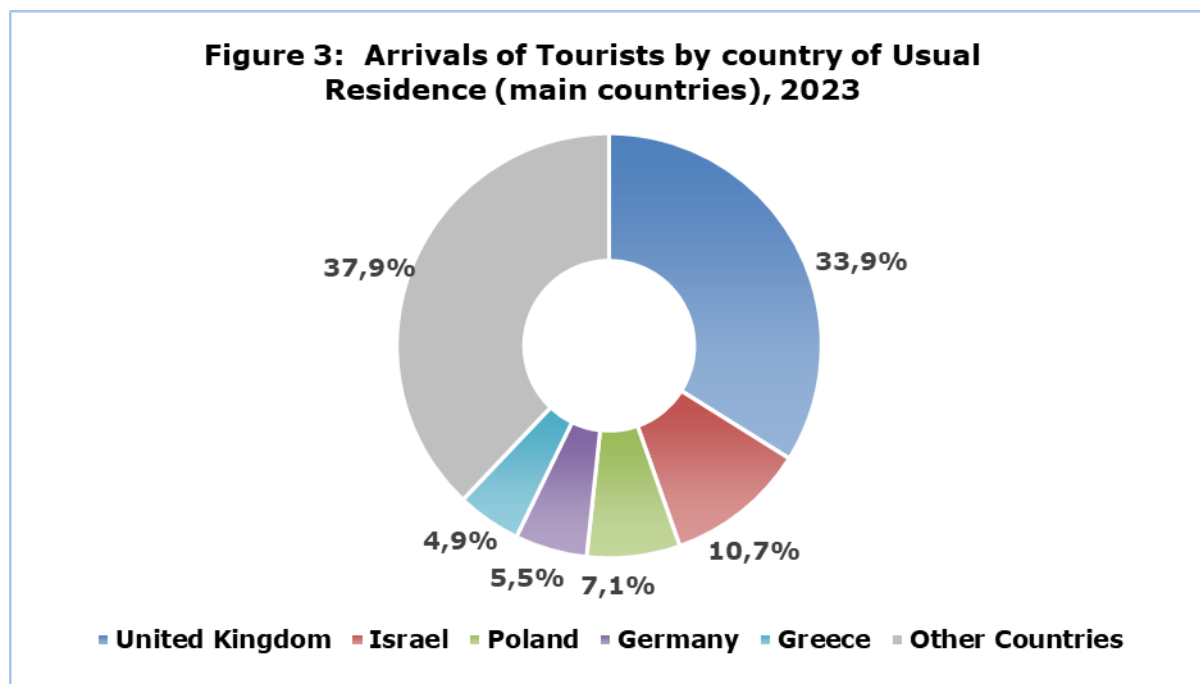
3. TOURISTS

Tourist arrivals reached 3.845.652 in 2023, recording an increase of 20,1% over 3.201.080 in 2022 (Figure 2).



Europe is traditionally the most important tourism market for Cyprus. Tourists from European countries constituted 82,0% of the total tourist arrivals in 2023, and tourists from European Union countries 40,8%.

During 2023, the United Kingdom was the most important source of tourism for Cyprus with a share of 33,9% of the total tourist traffic, followed by Israel with 10,7%, Poland with 7,1%, Germany with 5,5%, Greece with 4,9%, Sweden with 3,8%, Romania and France with 2,1% (Figure 3).



During 2023, a proportion of 45,1% of tourists stated that they stayed in hotels with stars, 13,8% in hotel apartments and tourist villages, 15,1% with friends and relatives, 3,9% in owned residence and 22,2% elsewhere.

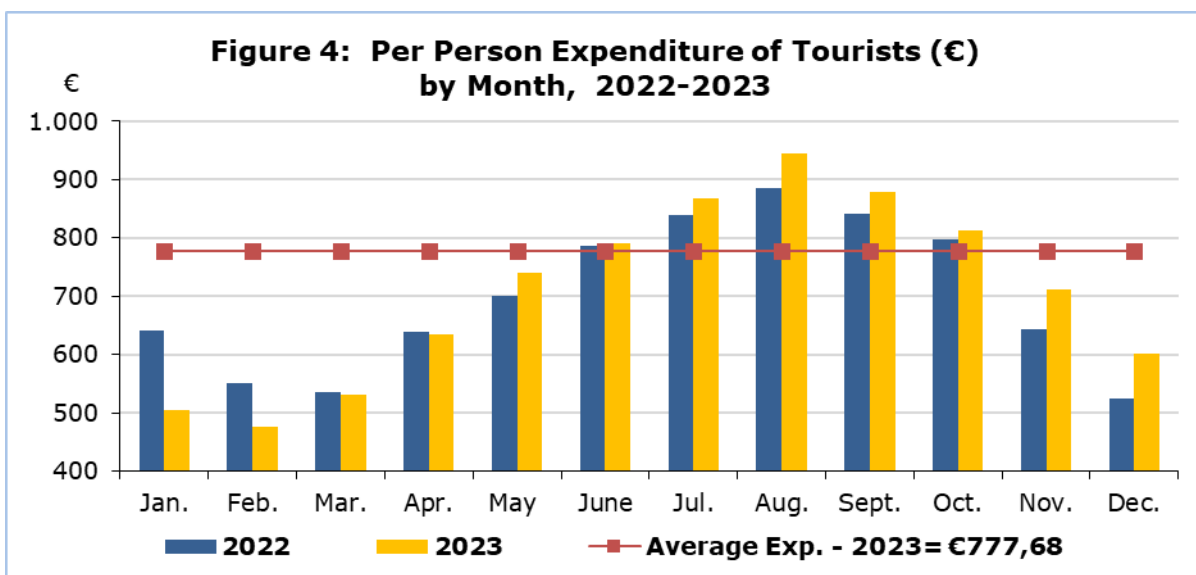
Out of the total number of tourists, 34,2% stated that they stayed in Pafos, 16,4% in Ayia Napa, 13,4% in Larnaka, 12,0% in Limassol, 11,2% in Paralimni and smaller proportions in other areas.

The mean duration of stay in 2023 was 8,6 nights.

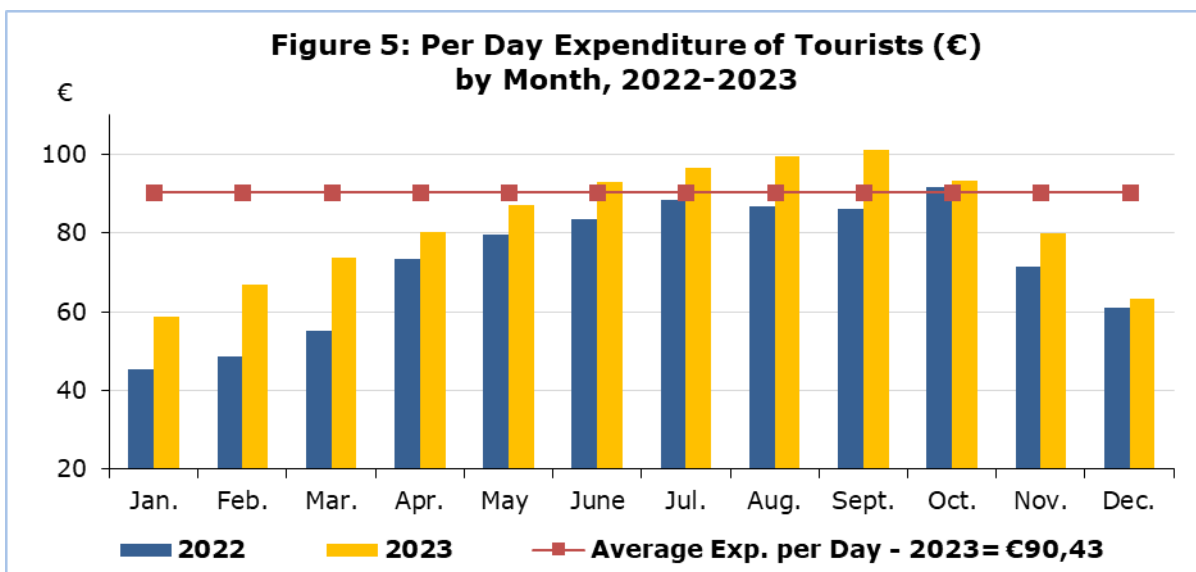
4. REVENUE FROM TOURISM

The total revenue from tourism is estimated at €2.990,6 mn in 2023, compared to €2.439,2 mn in 2022, recording an increase of 22,6%.

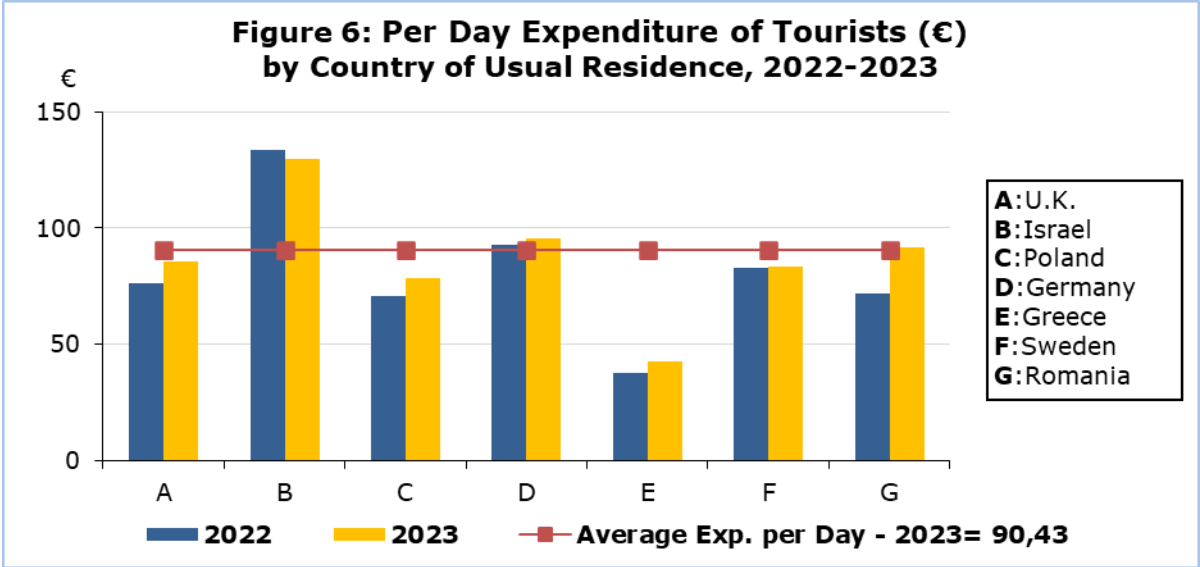
The average expenditure per person was €777,68 in 2023, recording an increase of 2,1% from 2022. The highest average expenditure per person in 2023 was recorded in the month of August with €944,51 and the lowest in the month of February with €475,39 (Figure 4).



Daily tourist expenditure during the year 2023 reached €90,43, recording an increase of 11,6% as compared to 2022. The highest expenditure per day was recorded in the month of September with €101,05 and the lowest in January with €58,58 (Figure 5).



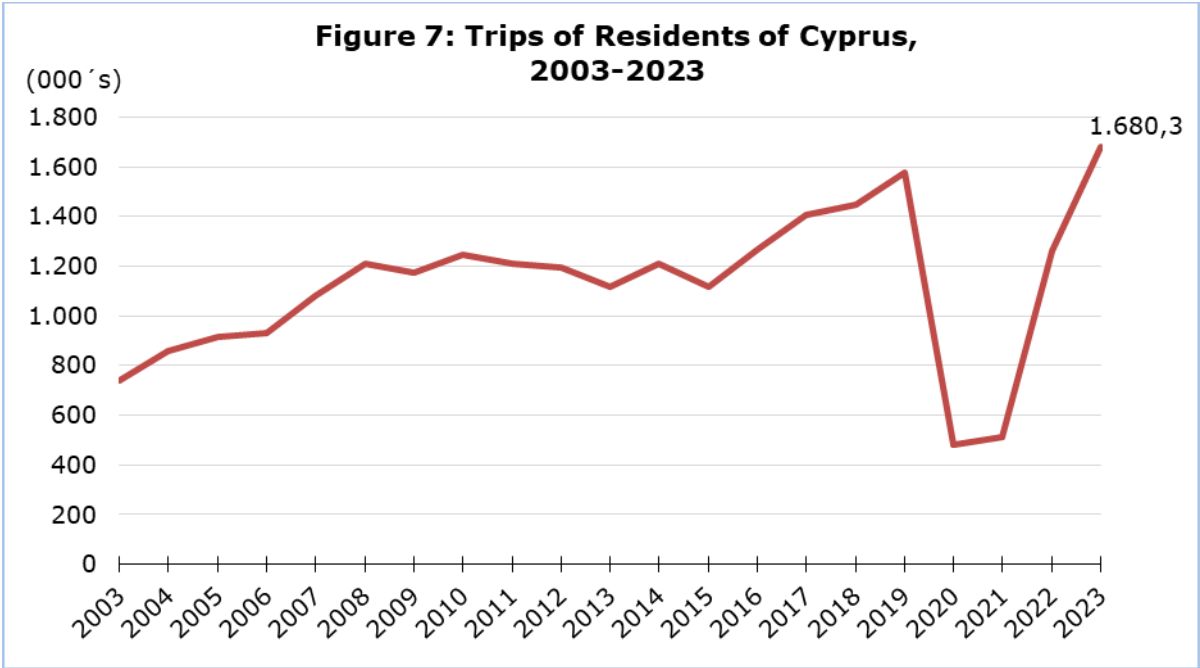
U.K. tourists (the largest tourist market with 33,9% of the total tourists), spent on average in 2023 €85,71 per day, which is by 5,2% below the overall average, while tourists from Israel (the second largest market with 10,7% of the total tourists) spent on average €129,80 which is by 43,5% above the overall average. Tourists from Poland (the third major market with 7,1%), spent on average €78,38 per day or 13,3% below the overall average (Figure 6).



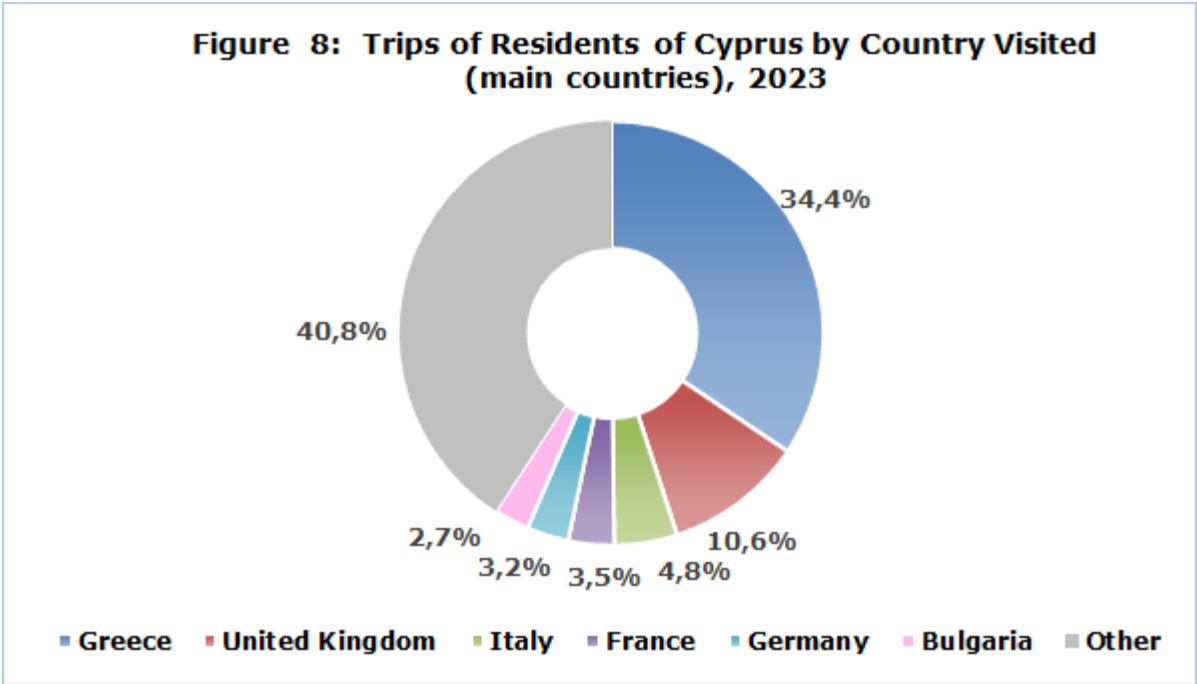
In 2023, tourists staying in Pafos, a location with the highest proportion of tourists (34,2% of the total) recorded an average expenditure per person of €716,69 which is by 7,8% below the overall average, while tourists staying in Ayia Napa (with the second highest proportion of tourists - 16,4% of the total) spent on average €850,84 or 9,4% above the overall average. Tourists staying in Larnaka (13,4%) spent €583,71 or 24,9% below the overall average whilst tourists in Lemesos (12,0%) approached the overall average expenditure by spending €777,02.

5. RESIDENTS

In 2023, 1.680.345 Cypriots and foreign residents of Cyprus returned from a trip abroad compared to 1.259.643 in 2022, recording an increase of 33,4% (Figure 7). The peak-season for residents traveling abroad was the period of July-August.



About 34,4% visited Greece, 10,6% the United Kingdom, 4,8% Italy, 3,5% France, 3,2% Germany and 2,7% Bulgaria (Figure 8).



A percentage of 72,0% of the residents of Cyprus traveling abroad stated that the main reason for traveling was holidays, 19,7% stated professional reasons, 6,6% studies and 1,8% other purposes.

II. COVERAGE OF DATA PRESENTED

The statistics cover arrivals and departures of travelers through ports and airports and they refer to the Government controlled area of Cyprus. Travelers going in and out of the country illegally, through ports and airports of the Turkish occupied area of Cyprus are not included in the statistics.

III. SOURCES OF DATA

The Passengers Survey at Arrivals:

The Statistical Service has conducted the Passengers Survey at Arrivals since June 1997. The Passengers Survey at Arrivals is a border sample survey covering arrivals at all points of entry (the international airports and ports). The aim of the survey is to estimate the volume of inbound tourism as well as of other categories of travelers (residents returning from a trip abroad, immigrants and same-day tourists) on the basis of total arrivals of travelers.

The grossing - up is effected on the basis of the monthly arrivals of travelers by country of flight and the monthly arrivals by port compiled by the Statistical Service, from statistics provided by the Civil Aviation Department and cruise passenger lists. The Civil Aviation figures are further adjusted by data provided by the Aliens and Immigration Unit (Cyprus Police), on the numbers of transfer passengers on each flight, which are deducted from total arrivals.

For the period of June 2020 – April 2022, as a result of the measures taken by the Government of Cyprus to prevent the spread of the coronavirus pandemic (COVID-19), passengers aiming to travel to and from Cyprus were required to submit their travel information as well as some demographic characteristics in the electronic platform “Cyprus Flight Pass”. The Passengers Survey at Arrivals was therefore temporarily discontinued and the data for the arrivals of tourists as well as for the trips of residents abroad were obtained from the “Cyprus Flight Pass”. Due to the issues that arose from the self-declared information provided by the passengers, the data covering this period should be used with caution.

The Passengers Survey at Departures:

As of April 2002, the Statistical Service has conducted the Passengers Survey at Departures, in order to estimate the revenue from tourism.

IV. DEFINITIONS OF TERMS USED

Travelers: Are all persons who pass through passport control at the ports and airports of Cyprus. The various categories of travelers are visitors, residents and emigrants or immigrants.

Tourists: Are visitors staying at least one night in the country visited. Their main purpose of visit can be classified under:

- a. Recreation: Holidays, cultural, active sports, visit to friends or relatives, pilgrimage and other leisure purposes.
- b. Professional: Business, meeting, mission etc.
- c. Other purposes: Health, transit.

Residents of Cyprus: This category includes persons who have resided in Cyprus for at least 12 months prior to their travel.

Revenue from Tourism: It refers to the revenue from tourists during their visit to Cyprus.

V. SYMBOLS USED

n.a	=	Not applicable
...	=	Data not available
0	=	Zero or less than half of the unit
r	=	Revised data
e	=	Estimate
(000's)	=	Thousands
(mn.)	=	Millions

The figures may not add up to the total and the percentages may not add up to 100 due to rounding at the grossing-up stage.

VI. DETAILED TABLES

The complete set of detailed tables referring to Tourism Statistics 2023 are available in the online database [CYSTAT-DB](#).